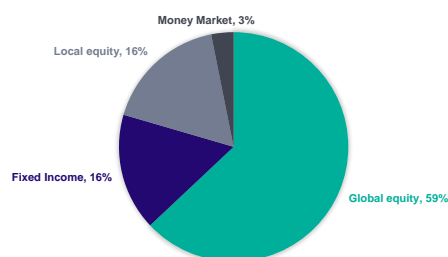


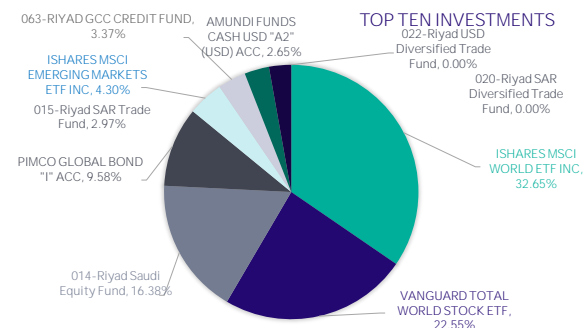
The objective of the fund	Date		
It is a general open-ended fund that invests in a group of funds aiming at the long-term growth of the invested capital under high risks.	6/30/2023		
Definitions			
Standard Deviation	Most of the time the fund's monthly average return will fluctuate, at least, by this number		
Sharpe Ratio	It determines the reward per unit of risk taken by the fund		
Tracking Error	Measure of how closely a portfolio follows its benchmark		
Beta	Risk relative to benchmark index		
Alpha	Difference between the fund's actual returns and the expected returns given its risk		
Information Ratio	The risk adjusted Excess return, shows manager's skill		
Price information as at the end of the quarter (June/2023)			
Unit Price	31.36		
Change in unit price (compared to the previous quarter)	4.70		
Total units of the fund	750,350.95		
Total Net Assets	23,527,439.94		
P/E ration	-		
Details of the fund's ownership investments			
Full Ownership	100%		
Usufruct right	-		

Fund Information			
Fund start date	6/10/2001		
Unit Price upon offering	10		
Size of the fund	23,734,769.59		
Type of fund	It is a public open-ended fund that invests in a group of funds		
Currency of the fund	Riyal Saudi		
Level of risk	High Risk		
Benchmark	•MSCI World Index •TASI •Barclays Bond Index •The price of the cost of financing between banks in Saudi riyals for one month		
Number of distributions	N/A		
Percentage of fees for the management of the invested funds	Between 0.50% and 1.85%		
The investment advisor and fund sub-manager	N/A		
The number of days of the weighted average	N/A		
Fund information as at the end of quarter (June/2023)			
Item	Value	%	
Total Expense Ratio	96,067.42	0.413%	
Borrowing percentage	-	0.000%	
Dealing expenses	-	0.000%	
Investment of the fund manager	-	0.000%	
Distributed profits	-	0.000%	

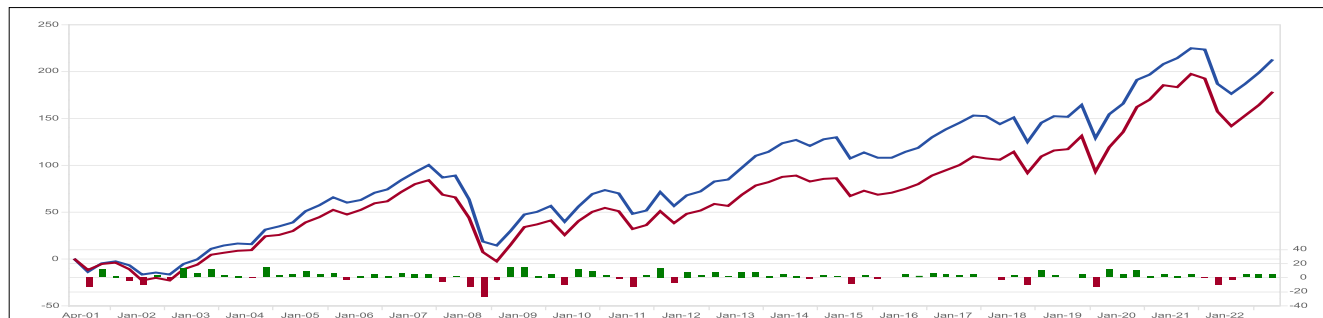
ASSET DISTRIBUTION BY GEOGRAPHICAL



TOP TEN INVESTMENTS



Return						
Item	Return of 3 Months	Return YTD	Return of one year	Return Three years	Return Five years	
Fund Performance	4.70	9.18	9.28	22.97	28.45	
Benchmark Performance	5.41	10.09	8.34	26.87	35.07	
Performance difference	(0.71)	(0.91)	0.94	(3.90)	(6.62)	
Performance & Risk						
Performance & Risk standards	3 Months	YTD	One year	Three years	Five years	
Standard Deviation	1.58	2.70	12.96	11.23	12.24	
Sharpe Ratio	2.18	2.51	0.43	0.52	0.29	
Tracking Error	0.64	0.48	2.51	3.29	3.07	
Beta	0.75	0.95	0.90	0.87	0.87	
Alpha	0.22	(0.06)	1.61	(0.03)	(0.30)	
Information Ratio	(1.20)	(1.10)	0.36	(0.33)	(0.34)	



Disclaimer

Past performance is neither an indication nor a guarantee of future returns. The value of units and income from them can go up or down, investors may receive less than what they have originally invested. Additionally, fees charged on funds and currency exchange rates may have additional adverse effects. Investors should consider their individual, and financial situation prior to entering into a specific product/fund and should seek advice from investment and legal professionals. Detailed and specific conformation related to the product is provided in the terms and conditions, applicable to the fund which should be read and understood prior to entering into it.

Contact Details

Riyad Capital Head Office
Garnada Business Park 2414 Al-Shohda Dist.
Unit No 69, Riyadh 13241 - 7279 Saudi Arabia
Tel: 920012299 Email address: ask@riyadcapital.com
<http://www.riyadcapital.com/en/>

Riyad Capital is a Saudi Closed Joint Stock Company with Paid up capital of SR500 million, licensed by the Saudi Arabian Capital Market Authority NO.07070-37.
Commercial Registration No: 1010239234. Head Office: Granada Business Park 2414 Al-Shohda Dist. – Unit No 69, Riyadh 13241 - 7279 Saudi Arabia.