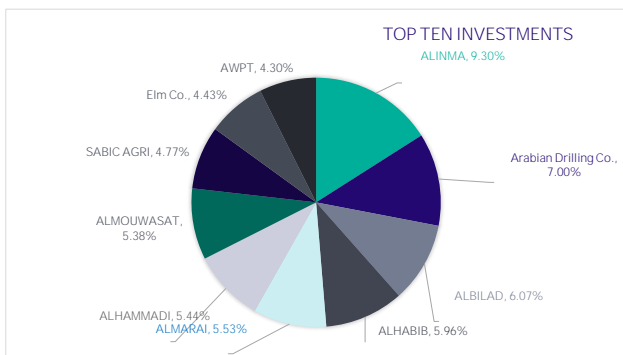
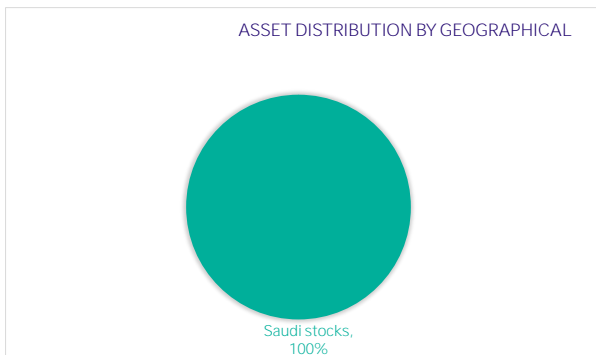


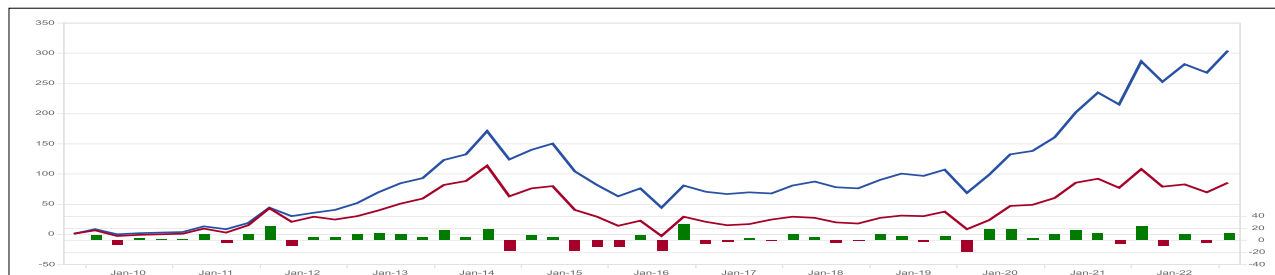
The objective of the fund	Date
It is an open public fund that invests its assets mainly in the shares of medium, small and micro companies listed in the Saudi stock market, in compliance with the Sharia regulations approved by the Sharia Committee, which is determined by the fund's index.	3/31/2023
Definitions	
Standard Deviation	Most of the time the fund's monthly average return will fluctuate, at least, by this number
Sharpe Ratio	It determines the reward per unit of risk taken by the fund
Tracking Error	Measure of how closely a portfolio follows its benchmark
Beta	Risk relative to benchmark index
Alpha	Difference between the fund's actual returns and the expected returns given its risk
Information Ratio	The risk adjusted Excess return, shows manager's skill
Price information as at the end of the quarter (March/2023)	
Unit Price	40.36
Change in unit price (compared to the previous quarter)	-
Total units of the fund	636,506.42
Total Net Assets	25,686,395.27
P/E ration	-
Details of the fund's ownership investments	
Full Ownership	100%
Usufruct right	-

Fund Information		
Fund start date	12/30/2009	
Unit Price upon offering	10	
Size of the fund	25,760,466.61	
Type of fund	An open-ended public investment fund that invests in shares of small and medium-sized Saudi companies that comply with Sharia regulations.	
Currency of the fund	Riyal Saudi	
Level of risk	High Risk	
Benchmark	Ideal Ratings for small, medium and promising stocks for the Saudi market	
Number of distributions	-	
Percentage of fees for the management of the invested funds	-	
The investment advisor and fund sub-manager	-	
The number of days of the weighted average	-	
Fund information as at the end of quarter (March/2023)		
Item	Value	%
Total Expense Ratio	194,273.45	0.696%
Borrowing percentage	-	0.000%
Dealing expenses	18,051.29	0.065%
Investment of the fund manager	-	0.000%
Distributed profits	-	0.000%



Return					
Item	Return of 3 Months	Return YTD	Return of one year	Return Three years	Return Five years
Fund Performance	10.10	10.10	4.72	140.32	124.02
Benchmark Performance	7.92	7.92	-12.27	71.14	44.15
Performance difference	2.18	2.18	16.99	69.18	79.87

Performance & Risk					
Performance & Risk standards	3 Months	YTD	One year	Three years	Five years
Standard Deviation	4.97	4.97	18.77	18.07	17.97
Sharpe Ratio	1.81	1.81	0.11	1.83	0.9
Tracking Error	0.13	0.13	5.11	5.18	4.74
Beta	1.03	1.03	0.87	0.89	0.92
Alpha	0.1	0.1	15.38	14.27	9.87
Information Ratio	5.39	5.39	2.93	2.73	2.07



Disclaimer

Past performance is neither an indication nor a guarantee of future returns. The value of units and income from them can go up or down, investors may receive less than what they have originally invested. Additionally, fees charged on funds and currency exchange rates may have additional adverse effects. Investors should consider their individual, and financial situation prior to entering into a specific product/fund and should seek advice from investment and legal professionals. Detailed and specific conformation related to the product is provided in the terms and conditions, applicable to the fund which should be read and understood prior to entering into it.

Contact Details

Riyad Capital Head Office
Garnada Business Park 2414 Al-Shohda Dist.
Unit No 69, Riyadh 13241-7279 Saudi Arabia
Tel: 920012299 Email address: ask@riyadcapital.com
http://www.riyadcapital.com/en/

Riyad Capital is a Saudi Closed Joint Stock Company with Paid up capital of SR 500 million, licensed by the Saudi Arabian Capital Market Authority NO.07070-37. Commercial Registration No: 1010239234. Head Office: Granada Business Park 2414 Al-Shohda Dist. – Unit No 69, Riyadh 13241 - 7279 Saudi Arabia.