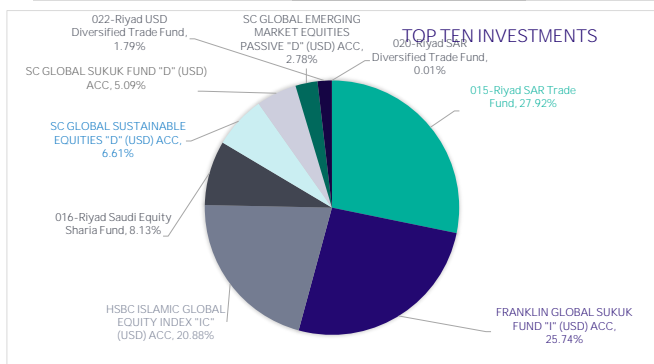
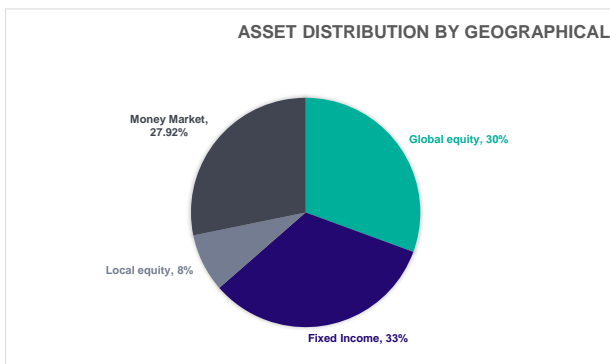


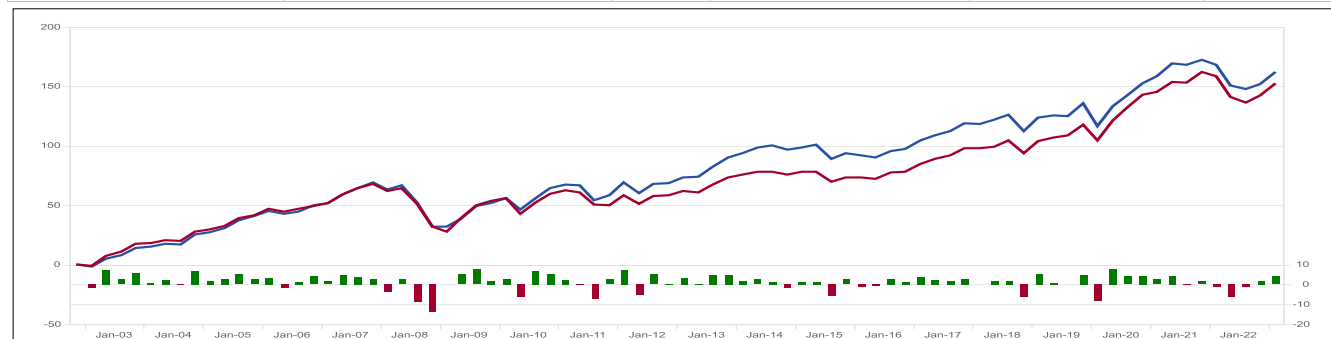
The objective of the fund	Date
It is an open public holding fund that invests in a group of funds that are compatible with the Sharia controls approved by the Sharia Committee and	March 31, 2023
Definitions	
Standard Deviation	Most of the time the fund's monthly average return will fluctuate, at least, by this number
Sharpe Ratio	It determines the reward per unit of risk taken by the fund
Tracking Error	Measure of how closely a portfolio follows its benchmark
Beta	Risk relative to benchmark index
Alpha	Difference between the fund's actual returns and the expected returns given its risk
Information Ratio	The risk adjusted Excess return, shows manager's skill
Price information as at the end of the quarter (March/2023)	
Unit Price	26.18
Change in unit price (compared to the previous quarter)	-
Total units of the fund	778,087.89
Total Net Assets	20,372,430.84
P/E ration	-
Details of the fund's ownership investments	
Full Ownership	100%
Usufruct right	-

Fund Information	
Fund start date	12/31/2002
Unit Price upon offering	10
Size of the fund	20,421,978.05
Type of fund	It is an open public holding fund that invests in a group of funds that are compatible with the Sharia controls
Currency of the fund	Riyal Saudi
Level of risk	Medium Risk
Benchmark	<ul style="list-style-type: none"> DJ Islamic Markets S&P Saudi Sharia Dow Jones Sukuk Total Return (ex-Reinvestment) The price of the cost of financing between banks in Saudi riyals for one month
Number of distributions	N/A
Percentage of fees for the management of the invested funds	Between 0.50% and 1.85%
The investment advisor and fund sub-manager	N/A
The number of days of the weighted average	N/A

Fund Information as at the end of quarter (March/2023)		
Item	Value	%
Total Expense Ratio	55,513.51	0.271%
Borrowing percentage	-	0.000%
Dealing expenses	-	0.000%
Investment of the fund manager	-	0.000%
Distributed profits	-	0.000%



Return						
Item	Return of 3 Months	Return YTD	Return of one year	Return Three years	Return Five years	
Fund Performance	4.01	4.01	-2.38	21.15	20.03	
Benchmark Performance	4.27	4.27	-2.28	23.49	27.78	
Performance difference	-0.26	-0.26	-0.1	-2.34	-7.75	
Performance & Risk						
Performance & Risk standards	3 Months	YTD	One year	Three years	Five years	
Standard Deviation	1.95	1.95	7.8	6.87	7.14	
Sharpe Ratio	1.48	1.48	-0.64	0.82	0.32	
Tracking Error	0.08	0.08	1.2	2.61	2.37	
Beta	1.04	1.04	0.92	0.91	0.98	
Alpha	-0.14	-0.14	-0.31	-0.02	-1.14	
Information Ratio	-3.54	-3.54	-0.08	-0.26	-0.55	



Disclaimer

Past performance is neither an indication nor a guarantee of future returns. The value of units and income from them can go up or down, investors may receive less than what they have originally invested. Additionally, fees charged on funds and currency exchange rates may have additional adverse effects. Investors should consider their individual and financial situation prior to entering into a specific product/fund and should seek advice from investment and legal professionals. Detailed and specific conformation related to the product is provided in the terms and conditions, applicable to the fund which should be read and understood prior to entering into it.

Contact Details

Riyad Capital Head Office
 Garnada Business Park 2414 Al-Shohda Dist.
 Unit No 69, Riyadh 13241-7279 Saudi Arabia
 Tel: 920012299 Email address: ask@riyadcapital.com
<http://www.riyadcapital.com/en/>

Riyad Capital is a Saudi Closed Joint Stock Company with Paid up capital of SR 500 million, licensed by the Saudi Arabian Capital Market Authority NO.07070-37.
 Commercial Registration No: 1010239234. Head Office: Granada Business Park 2414 Al-Shohda Dist. - Unit No 69, Riyadh 13241 - 7279 Saudi Arabia.