

# Miyar Saudi Equity Fund

Approved by The Fund Sharia Committee



C.R. No. 1010698788 | CMA License No. 21216-23

## Second Quarter 2025

### Fund Objective

Achieving capital growth in the medium and long term by investing primarily in shares of companies listed on the main Saudi stock market or listed on the parallel stock market (Nomu) and in shares of primary issues and priority rights listed on the main Saudi stock market or listed on the parallel stock market (Nomu) investment.

### Fund Information as of the Second Quarter 2025

Total Expense Ratio (TER)	Saudi Riyal	95,687	0.15%
Performance Fee *	Saudi Riyal	0	0.0%
Borrowing Percentage	Saudi Riyal	0	0.0%
Dealing Expenses	Saudi Riyal	70,568	0.1%
Investment of the Fund Manager	Saudi Riyal	14,549,810	22.1%
Distributed Profits	Saudi Riyal	0	0.0%

\* Calculated daily and deducted quarterly with the "High Water Mark" feature activated.

### Fund Information

Fund Start Date	5/2/2023
Unit Price upon Offering	10
Size of the Fund	65,755,536.98
Type of Fund	An open-ended investment fund for Saudi stocks that complies with Sharia standards
Currency of the Fund	Saudi Riyal
Level of Risk	High
Benchmark	Sharia-compliant Saudi stock index by IdealRatings
Fund Investment Ownership	Right of benefit 100%
Fund management fee	0.00%
Performance Fees	20% of the fund's net income value with "High Water Mark"
Fund Manager	Miyar Capital
Organisers	CMA

### Performance

	3M	YTD	1Y	3Y
Fund	-4.89%	-2.24%	-3.80%	n/a
Benchmark	-7.56%	-9.00%	-4.84%	n/a
Difference	2.67%	6.77%	1.04%	n/a

### Risk

	3M	YTD	1Y	3Y
Standard Dev	1.62%	1.23%	1.02%	n/a
Sharpe Ratio	-0.19	-0.07	-0.09	n/a
Information Ratio	0.33	0.42	0.04	n/a
Tracking Error	0.55	0.51	0.45	n/a
Beta	0.89	0.89	0.90	n/a
Alpha	2.67%	6.77%	1.04%	n/a

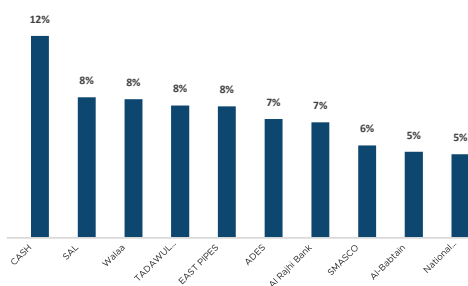
### Price Information as of the Second Quarter 2025

Unit Price at the of Quarter	12.010
Change in Unit Price	-4.89%
Total Unit of the Fund	5,475,017
Total Net Assets	65,755,537

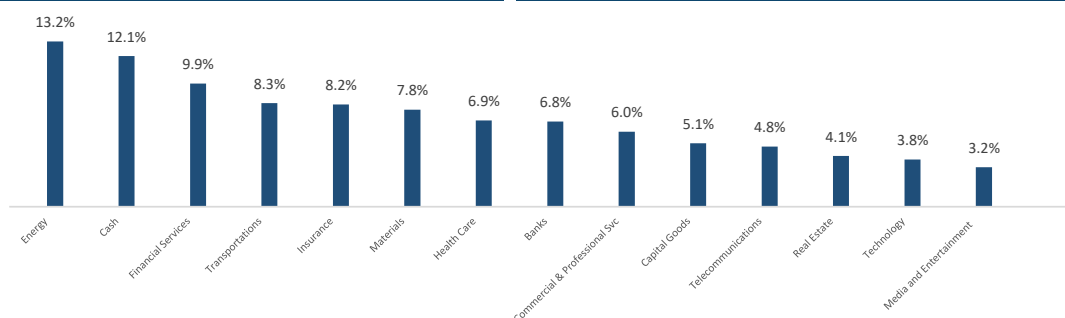
### Disclaimer

This document has been produced by Miyar Capital, a company regulated by the Capital Market Authority in the Kingdom of Saudi Arabia. Past performance is not a guide to future returns. We believe we have made every effort to ensure that all information in this document is reliable but may not be accurate or complete. For more information about the fund, you should refer to the fund's terms and conditions bulletin and related documents. The opinions expressed may not be guaranteed and should not be construed as investment advice and the document does not provide all the facts needed to make a decision regarding any investment. Also, the information provided in this document should not be considered as a recommendation or solicitation to buy or sell any securities. Nor should it be assumed that any investment in these securities will be profitable. The reader of this document or to whom it is sent, with or without the permission of Miyar Capital, shall bear any losses resulting from his use of this document or its contents.

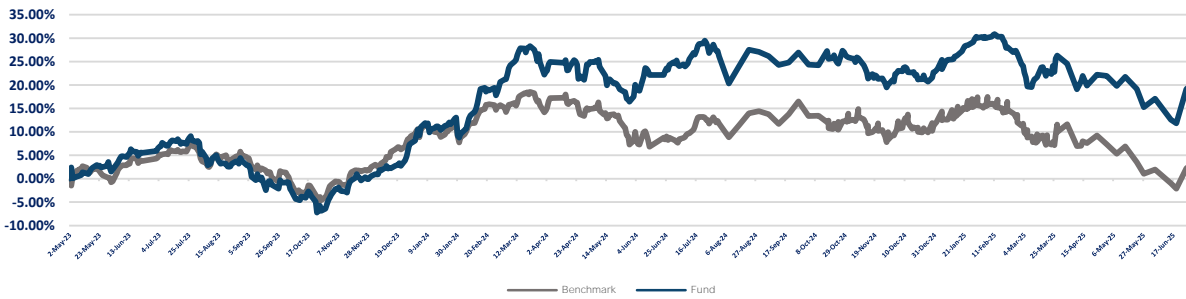
### Top Investments



### Sector distribution



## Fund Performance



## Definitions

### Standard Deviation:

Measures how much returns deviate from their average.

### Formula:

Standard Deviation =  $\sqrt{(\text{Sum of squared differences between returns and the average} \div \text{Number of values})}$ .

### Sharpe Ratio:

Measures the additional return for each unit of risk.

### Formula:

Sharpe Ratio =  $(\text{Investment Return} - \text{Risk-Free Return}) \div \text{Standard Deviation}$ .

### Tracking Error:

Measures how much the fund's performance differs from the benchmark.

### Formula:

Tracking Error =  $\sqrt{(\text{Sum of squared differences between fund returns and benchmark returns} \div \text{Number of periods})}$ .

### Beta:

Measures how much the fund is affected by market movements.

### Formula:

Beta =  $\text{Covariance between fund returns and market returns} \div \text{Market variance}$ .

### Alpha:

Measures the fund's performance compared to the benchmark after risk adjustment.

### Formula:

Alpha =  $\text{Fund Return} - [\text{Risk-Free Return} + \text{Beta} \times (\text{Market Return} - \text{Risk-Free Return})]$ .

### Information Ratio:

Measures the performance of the fund manager compared to the benchmark.

### Formula:

Information Ratio =  $(\text{Fund Return} - \text{Benchmark Return}) \div \text{Tracking Error}$ .

## Contact Info

Miyar Capital

Phone Number: +966115120111

Website: [miyarcapital.com.sa](http://miyarcapital.com.sa)

E-mail: [info@miyarcapital.com.sa](mailto:info@miyarcapital.com.sa)