

Miyar Murabaha Fund

Approved by The Fund Sharia Committee

Second Quarter 2025

Fund Objective

Achieving investment returns and maintaining capital in low-risk investments by investing primarily in Murabaha deals and other deals in short and medium-term financial instruments that are compatible with the Shariah regulations of the Shariah Committee of the Fund.

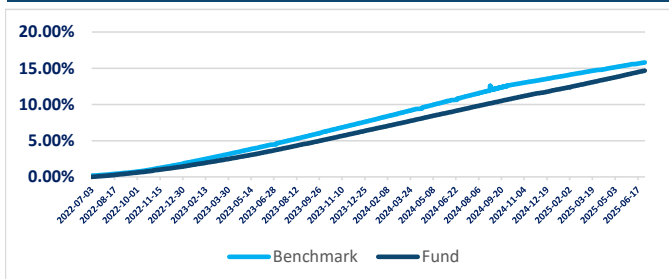
Fund Information

Fund Start Date	7/4/2022
Unit Price upon Offering	10
Size of the Fund	69,342,866.76
Type of Fund	Shariah-compliant open money market fund
Currency of the Fund	Saudi Riyal
Level of Risk	Low
Benchmark	SAIBOR One Month
Fund management fee	0.40%
Percentage of fees for the management of the invested funds 1	0.50%
Percentage of fees for the management of the invested funds 2	0.45%
The number of days of the weighted average	86.09
Full Ownership	100%
Running Yiled	5.80%
Full ownership	100%

Definitions

Standard deviation	Based on the price return of the quarter
Sharpe indicator	(Fund return – Risk Free Rate)/Standard deviation
Tracking Error	Standard deviation of daily excess return of the fund over benchmark
Beta	Measure of fund volatility to the benchmark
Alpha	measure an investment's performance against a benchmark
Information Ratio	Excess return of the portfolio over the benchmark / Tracking error

Fund Performance since beginning



Contact Info

Miyar Capital

Phone Number: +966115120111

Website: miyarcapital.com.sa

E-mail: info@miyarcapital.com



C.R. No. 1010698788 | CMA License No. 21216-23

Fund Information as the Second Quarter 2025

Total Expense Ratio (TER)	Saudi Riyal	105,397	0.2%
Borrowing Percentage	Saudi Riyal	0	0.0%
Dealing Expenses	Saudi Riyal	0	0.0%
Investment of the Fund Manager	Saudi Riyal	276,926	0.4%
Distributed Profits	Saudi Riyal	0	0.0%

Return

Performance	3M	YTD	1Y	3Y
Fund	1.30%	2.44%	4.97%	n/a
Benchmark	0.95%	1.90%	4.42%	n/a
Difference	0.35%	0.54%	0.55%	n/a

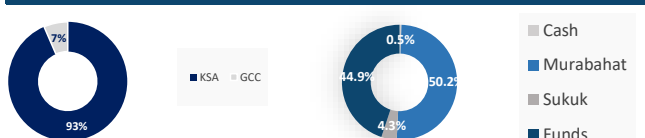
Performance & Risk

KPIs	3M	YTD	1Y	3Y
Standard Dev	0.017%	0.016%	0.014%	n/a
Sharpe Ratio	1.35	1.09	0.62	n/a
Tracking Error	0.017%	0.016%	0.013%	n/a
Beta	n/a	n/a	n/a	n/a
Information Ratio	1.31	1.10	0.67	n/a
Alpha	0.35%	0.54%	0.55%	n/a

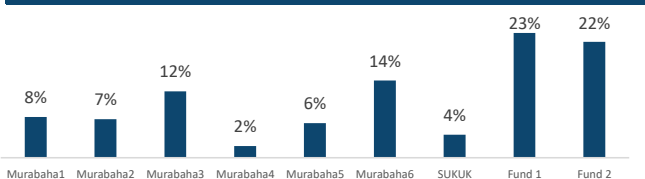
Price Information as the Second Quarter 2025

Unit Price at the of Quarter	11.4673
Change in Unit Price	1.30%
Dual Unit Price	Not Applicable
Total Unit of the Fund	6,047,011.54
Total Net Assets	69,342,866.76
P/E Ratio	Not Applicable

Fund's Asset Distribution (Sector/Geographic)



Top Investments



Disclaimer

This document has been produced by Miyar Capital, a company regulated by the Capital Market Authority in the Kingdom of Saudi Arabia. Past performance is not a guide to future returns. We believe we have made every effort to ensure that all information in this document is reliable but may not be accurate or complete. For more information about the fund, you should refer to the fund's terms and conditions bulletin and related documents. The opinions expressed may not be guaranteed and should not be construed as investment advice and the document does not provide all the facts needed to make a decision regarding any investment. Also, the information provided in this document should not be considered as a recommendation or solicitation to buy or sell any securities. Nor should it be assumed that any investment in these securities will be profitable. The reader of this document or to whom it is sent, with or without the permission of Miyar Capital, shall bear any losses resulting from his use of this document or its contents.