

Miyar Murabaha Fund

Approved by The Fund Sharia Committee

معييار المالية
MIYAR CAPITAL



C.R. No. 1010698788 | CMA License No. 21216-23

Third Quarter 2023

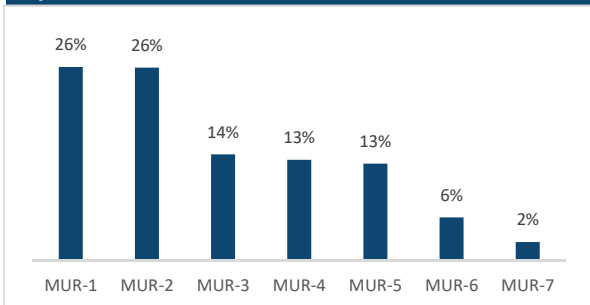
Fund Objective

Achieving investment returns and maintaining capital in low-risk investments by investing primarily in Murabaha deals and other deals in short and medium-term financial instruments that are compatible with the Shariah regulations of the Shariah Committee of the Fund.

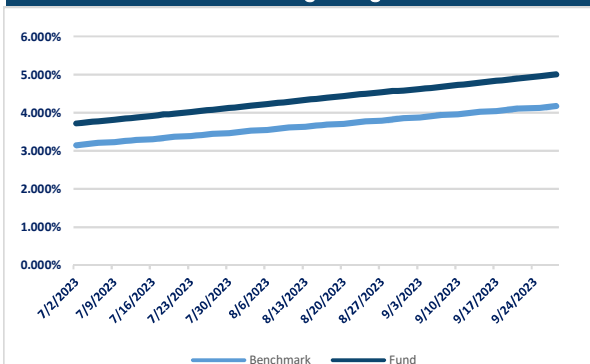
Fund Information

| | |
|----------------------------|--|
| Fund Start Date | 7/4/2022 |
| Unit Price upon Offering | 10 |
| Size of the Fund | 45,086,862.11 |
| Type of Fund | Shariah-compliant open money market fund |
| Currency of the Fund | Saudi Riyal |
| Level of Risk | Low |
| Benchmark | SAIBOR One Month |
| Number of Distributions | Not Applicable |
| Fund management fee | 0.40% |
| Investment Fund submanager | Not Applicable |
| Full Ownership | 100% |
| Usufruct Right | 0% |

Top Investments



Fund Performance since beginning



Fund Information as the third Quarter 2023

| | | | |
|--------------------------------|-------------|------------|-------|
| Total Expense Ratio (TER) | Saudi Riyal | 80,550 | 0.2% |
| Borrowing Percentage | Saudi Riyal | 0 | 0.0% |
| Dealing Expenses | Saudi Riyal | 0 | 0.0% |
| Investment of the Fund Manager | Saudi Riyal | 11,034,205 | 24.5% |
| Distributed Profits | Saudi Riyal | 0 | 0.0% |

Revenue

| Performance | 3M | YTD | 1Y | 3Y |
|-------------|-------|-------|-------|-----|
| Fund | 1.24% | 4.73% | 4.40% | n/a |
| Benchmark | 1.00% | 3.82% | 3.65% | n/a |
| Difference | 0.24% | 0.91% | 0.74% | n/a |

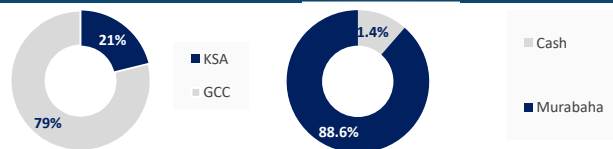
Performance & Risk

| | 3M | YTD | 1Y | 3Y |
|----------------|-------|-------|-------|-----|
| Standard Dev | 0.00% | 0.02% | 0.27% | n/a |
| Sharpe Ratio | 0.64 | 0.63 | 2.75 | n/a |
| Tracking Error | 2.81% | 2.81% | 0.24% | n/a |
| Beta | n/a | n/a | n/a | n/a |
| Alpha | 0.24% | 0.91% | 0.74% | n/a |

Price Information as the third Quarter 2023

| | |
|------------------------------|----------------|
| Unit Price at the of Quarter | 10.5005 |
| Change in Unit Price | 1.24% |
| Dual Unit Price | Not Applicable |
| Total Unit of the Fund | 4,293,785.78 |
| Total Net Assets | 45,086,862.11 |
| P/E Ratio | Not Applicable |

Fund's Asset Distribution (Sector /Geographic)



Disclaimer

This document has been produced by Miyar Capital, a company regulated by the Capital Market Authority in the Kingdom of Saudi Arabia. Past performance is not a guide to future returns. We believe we have made every effort to ensure that all information in this document is reliable but may not be accurate or complete. For more information about the fund, you should refer to the fund's terms and conditions bulletin and related documents. The opinions expressed may not be guaranteed and should not be construed as investment advice and the document does not provide all the facts needed to make a decision regarding any investment. Also, the information provided in this document should not be considered as a recommendation or solicitation to buy or sell any securities. Nor should it be assumed that any investment in these securities will be profitable. The reader of this document or to whom it is sent, with or without the permission of Miyar Capital, shall bear any losses resulting from his use of this document or its contents.