

# Al-Watani Sukuk Fund

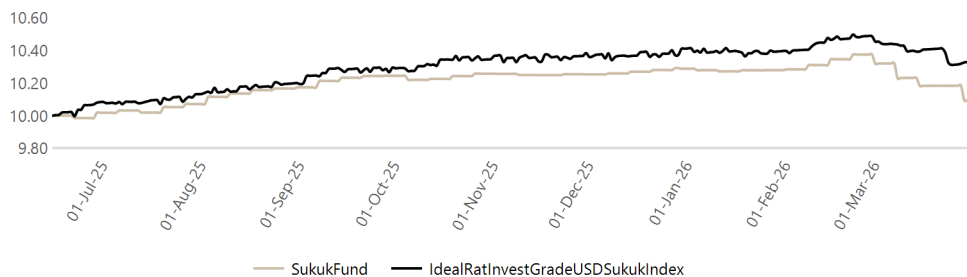
## Factsheet - 31 Mar 2026

<b>Fund Type:</b>	Open-ended investment fund
<b>Inception Date:</b>	16 Jun 2025
<b>Issue Price:</b>	10.0000
<b>Currency:</b>	USD
<b>Valuation Days:</b>	Monday
<b>Level of Risk:</b>	High
<b>Benchmark:</b>	IdealRatings USD Investment Grade Sukuk Passive Index
<b>Number of distributions:</b>	4 per annum
<b>Sub-Administrator &amp; Custodian:</b>	SNB Capital
<b>Fund's sub-manager:</b>	Watani Investment Company
<b>Management Fee (pa):</b>	0.75 %
<b>ISIN Code:</b>	SA56BG5FIT59
<b>Tadawul Code:</b>	163002
<b>Ownership Investments Details:</b>	
<b>Full Ownership:</b>	100 %
<b>Usufruct Right:</b>	0 %
<b>Price information as of 31 Mar 2026:</b>	
<b>Unit price:</b>	10.0964
<b>Change in unit price (compared to previous quarter):</b>	-1.87%
<b>Dual unit price for money market funds and debt instruments:</b>	N/A
<b>Total units of the fund:</b>	2,462,049.1965
<b>Total net assets:</b>	24,856,546.40
<b>P/E ratio (if any):</b>	N/A
<b>Number of days of the weighted average (if any):</b>	N/A
<b>Fund Manager Contacts:</b>	
NBK Wealth +966 112777630 www.nbkwealth.com saudi.operations@nbkwealth.com	

## Fund's Objective

Al-Watani Sukuk Fund ("SukukFund") is an actively managed, Shariah-compliant, open-ended sukuk fund domiciled in Saudi Arabia. The Fund aims to deliver capital growth and generate profit income. To achieve these objectives, it primarily invests in USD-denominated sukuk issued by sovereigns, government-related entities, supnationals, and corporates across global markets, with a particular focus on the GCC region. While maintaining a core allocation to Investment-Grade securities, the Fund Manager may opportunistically allocate up to 40% of assets to High Yield sukuk.

## Cumulative Performance Since Inception



## Performance (Total Return) and Risk

	3 Month	YTD	1 Year	3 Years*	5 Years*	Since Inception
<b>SukukFund</b>	-1.71%	-1.71%	N/A	N/A	N/A	1.45%
<b>Benchmark</b>	-0.78%	-0.78%	N/A	N/A	N/A	3.30%
<b>Difference</b>	-0.93%	-0.93%	N/A	N/A	N/A	-1.84%
<b>Risk Adjusted Ratios</b>						
<b>Standard Deviation</b>	0.41%	0.41%	N/A	N/A	N/A	
<b>Sharp Ratio</b>	N/A	N/A	N/A	N/A	N/A	
<b>Tracking Error</b>	N/A	N/A	N/A	N/A	N/A	
<b>Beta</b>	1.07	1.07	N/A	N/A	N/A	
<b>Alpha</b>	N/A	N/A	N/A	N/A	N/A	
<b>Information Index</b>	N/A	N/A	N/A	N/A	N/A	

\* Figures are annualized for periods above 1 year

## Fund information at the end of this quarter

	Value	%
<b>Total Expense Ratio (TER)</b>	73,486.52	0.25%
<b>Borrowing Percentage</b>	0.00	0.00%
<b>Dealing Expenses</b>	328.05	0.00%
<b>Investment of the Fund Manager</b>	4,033,449.46	16.62%
<b>Distributed Profits**</b>	300,428.40	1.20%

\*\* Check below table for the details of distributed profits if any

## Distributed dividends details

<b>Total dividends distributed in the relevant quarter</b>	300,428.40
<b>Number of existing units for which distributions have been made during the relevant quarter</b>	2,462,049.1965
<b>The value of the dividends distributed during the relevant quarter for each unit</b>	0.12
<b>The percentage of distribution from the Fund's net asset value</b>	1.20%
<b>Eligibility for cash dividends distributed during the relevant quarter</b>	31 Mar 2026

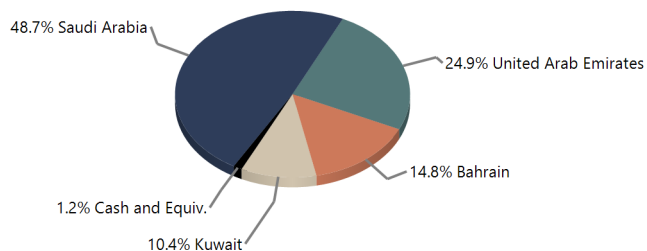
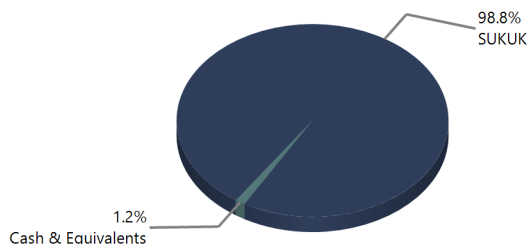
## Fund's Characteristics at the end of this quarter

<b>Gross Yield</b>	6.03%
<b>Effective Duration</b>	3.29
<b>Coupon Rate</b>	5.39%

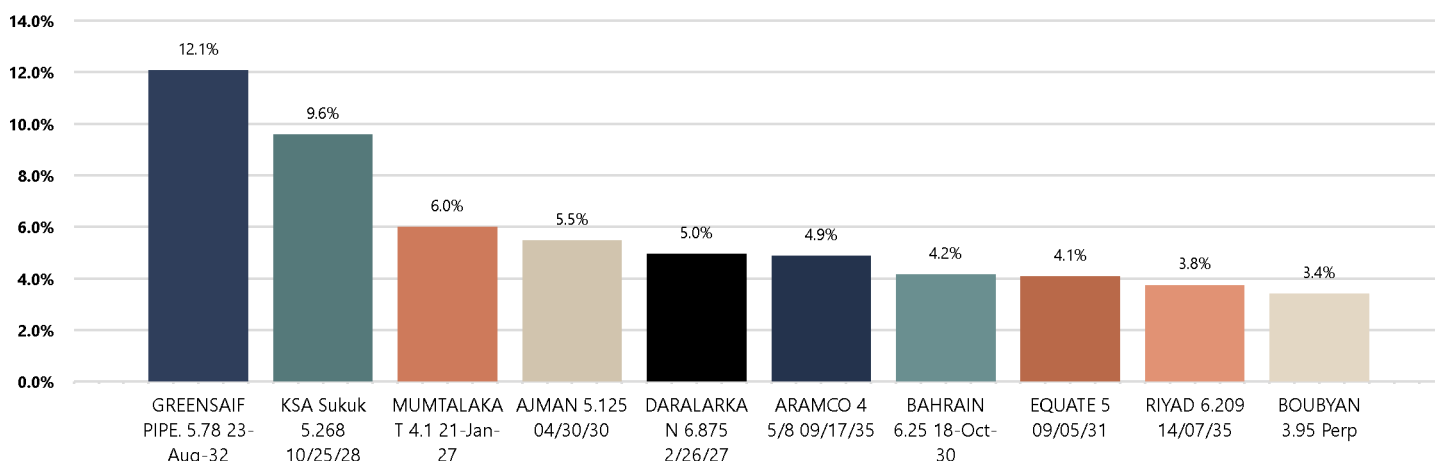
# Al-Watani Sukuk Fund

Sector Allocation (31 Mar 2026)

Geographic Allocation (31 Mar 2026)



Top 10 Holdings (31 Mar 2026)



**Risk Metrics:**

Measure	Definition	Formula & Description
1. Standard Deviation	A measure of the total risk or volatility of an investment's returns over time.	$\sigma = \sqrt{\sum_{i=1}^n (R_i - \bar{R})^2 / n - 1}$ Where: $\sigma$ = standard deviation; $R_i$ = return in period $i$ ; $\bar{R}$ = average return; $n$ = number of observations
2. Sharpe Ratio	Measures risk-adjusted return, showing how much excess return is received for extra volatility.	$SR = (R_p - R_f) / \sigma_p$ Where: $R_p$ = portfolio return; $R_f$ = risk-free rate; $\sigma_p$ = standard deviation of portfolio return
3. Tracking Error		$TE = \sqrt{\sum (R_p - R_b)^2 / n}$ Where: $R_p$ = portfolio return; $R_b$ = benchmark return; $n$ = number of periods
4. Beta	Indicates a portfolio's sensitivity to movements in the overall market (systematic risk).	$\beta = \text{Cov}(R_p, R_m) / \text{Var}(R_m)$ Where: $R_p$ = portfolio return; $R_m$ = market return
5. Alpha	Measures a portfolio's excess return relative to its expected return given its beta and market return.	$\alpha = R_p - [R_f + \beta(R_m - R_f)]$ Where: $R_p$ = portfolio return; $R_f$ = risk-free rate; $R_m$ = market return; $\beta$ = beta
6. Information Ratio	Evaluates a portfolio manager's ability to generate excess returns relative to a benchmark, adjusted for the volatility of those excess returns.	$IR = (R_p - R_b) / \sigma(R_p - R_b)$ Where: $R_p$ = Portfolio return $R_b$ = Benchmark return $\sigma(R_p - R_b)$ = Tracking error (standard deviation of active return)

# Al-Watani Sukuk Fund

## Top 10 investments credit ratings (31 Mar 2026)

Security	Issuance Credit Rating			Issuer Credit Rating		
	Agency	Rating	Date	Agency	Rating	Date
GREENSAIF PIPE. 5.78 23-Aug-32	Moody's	Aa3	28 Nov 2024	Moody's	Aa3	28 Nov 2024
KSA Sukuk 5.268 10/25/28	Moody's	Aa3	22 Nov 2024	Moody's	Aa3	22 Nov 2024
MUMTALAKAT 4.1 21-Jan-27	S&P	B	25 Nov 2025	S&P	B	21 Nov 2025
AJMAN 5.125 04/30/30	Fitch	BBB+	25 Apr 2025	Fitch	BBB+	09 Jul 2018
DARALARKAN 6.875 2/26/27	Moody's	B1	19 Aug 2025	Moody's	B1	20 Mar 2024
ARAMCO 4 5/8 09/17/35	Moody's	Aa3	11 Sep 2025	Moody's	Aa3	27 Nov 2024
BAHRAIN 6.25 18-Oct-30	S&P	B	25 Nov 2025	S&P	B	21 Nov 2025
EQUATE 5 09/05/31	S&P	BBB	07 May 2025	S&P	BBB	23 Mar 2020
RIYAD 6.209 14/07/35	Moody's	Baa3	09 Jul 2025	Moody's	Aa3	28 Nov 2024
BOUBYAN 3.95 Perp		N/A		S&P	A+	25 Nov 2025

Watani Wealth Management Company ("NBK Wealth") is a Single Shareholder Closed Joint Stock Company with a paid-up capital of SAR 90 million and CR No: 1010481235. NBK Wealth is authorized by the Capital Market Authority of the Kingdom of Saudi Arabia with a license number 17185-37 granted to carry out the activities of dealing, managing investment & operating funds, arranging, advising and custody in the securities business. NBK Wealth's registered office is at 7720 King Fahad Branch Road, 4590 Al Muhammadiyah District 12363, Daman Building, 2nd and 3rd Floor, Riyadh, Kingdom of Saudi Arabia. This is only a summary and investors should only rely on information provided in the Terms and Conditions of the Fund and the documents referenced therein, and the information included in this Factsheet for indicative purposes only, and should not be considered as a replacement of the official statement of account of your investments with NBK Wealth. Past performance is not necessarily a guide to the future. The value of investments and any income from them may fall as well as rise and investors may not get back the amount originally invested.