

Al-Watani Sukuk Fund

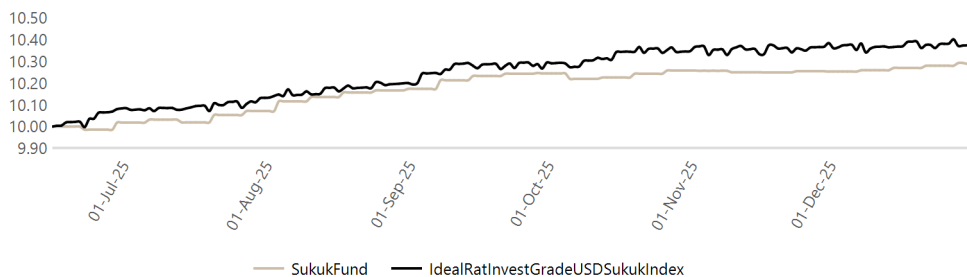
Factsheet - 31 Dec 2025

Fund Type:	Open-ended investment fund
Inception Date:	16 Jun 2025
Issue Price:	10.0000
Currency:	USD
Valuation Days:	Monday
Level of Risk:	High
Benchmark:	IdealRatings USD Investment Grade Sukuk Passive Index
Number of distributions:	4 per annum
Sub-Administrator & Custodian:	SNB Capital
Fund's sub-manager:	Watani Investment Company
Management Fee (pa):	0.75 %
ISIN Code:	SA56BG5FIT59
Tadawul Code:	163002
Ownership Investments Details:	
Full Ownership:	100 %
Usufruct Right:	0 %
Price information as of 31 Dec 2025:	
Unit price:	10.2883
Change in unit price (compared to previous quarter):	0.43%
Dual unit price for money market funds and debt instruments:	N/A
Total units of the fund:	2,578,236.6869
Total net assets:	26,525,737.91
P/E ratio (if any):	N/A
Number of days of the weighted average (if any):	N/A
Fund Manager Contacts:	
NBK Wealth +966 112777630 www.nbkwealth.com saudi.operations@nbkwealth.com	

Fund's Objective

Al-Watani Sukuk Fund ("SukukFund") is an actively managed, Shariah-compliant, open-ended sukuk fund domiciled in Saudi Arabia. The Fund aims to deliver capital growth and generate profit income. To achieve these objectives, it primarily invests in USD-denominated sukuk issued by sovereigns, government-related entities, supnationals, and corporates across global markets, with a particular focus on the GCC region. While maintaining a core allocation to Investment-Grade securities, the Fund Manager may opportunistically allocate up to 40% of assets to High Yield sukuk.

Cumulative Performance Since Inception



Performance (Total Return) and Risk

	3 Month	YTD	1 Year	3 Years*	5 Years*	Since Inception
SukukFund	0.75%	N/A	N/A	N/A	N/A	3.22%
Benchmark	1.04%	N/A	N/A	N/A	N/A	3.74%
Difference	-0.29%	N/A	N/A	N/A	N/A	-0.53%
Risk Adjusted Ratios						
Standard Deviation	0.07%	N/A	N/A	N/A	N/A	
Sharp Ratio	N/A	N/A	N/A	N/A	N/A	
Tracking Error	N/A	N/A	N/A	N/A	N/A	
Beta	0.10	N/A	N/A	N/A	N/A	
Alpha	N/A	N/A	N/A	N/A	N/A	
Information Index	N/A	N/A	N/A	N/A	N/A	

* Figures are annualized for periods above 1 year

Fund information at the end of this quarter

	Value	%
Total Expense Ratio (TER)	41,638.28	0.30%
Borrowing Percentage	0.00	0.00%
Dealing Expenses	213.13	0.00%
Investment of the Fund Manager	3,948,632.88	14.89%
Distributed Profits**	44,815.86	0.17%

** Check below table for the details of distributed profits if any

Distributed dividends details

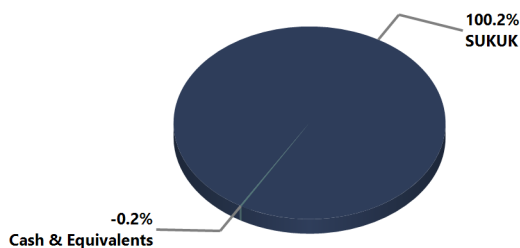
Total dividends distributed in the relevant quarter	44,815.86
Number of existing units for which distributions have been made during the relevant quarter	2,578,236.6869
The value of the dividends distributed during the relevant quarter for each unit	0.02
The percentage of distribution from the Fund's net asset value	0.17%
Eligibility for cash dividends distributed during the relevant quarter	31 Dec 2025

Fund's Characteristics at the end of this quarter

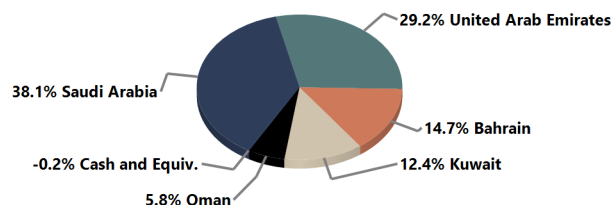
Gross Yield	5.19%
Effective Duration	3.83
Coupon Rate	5.56%

Al-Watani Sukuk Fund

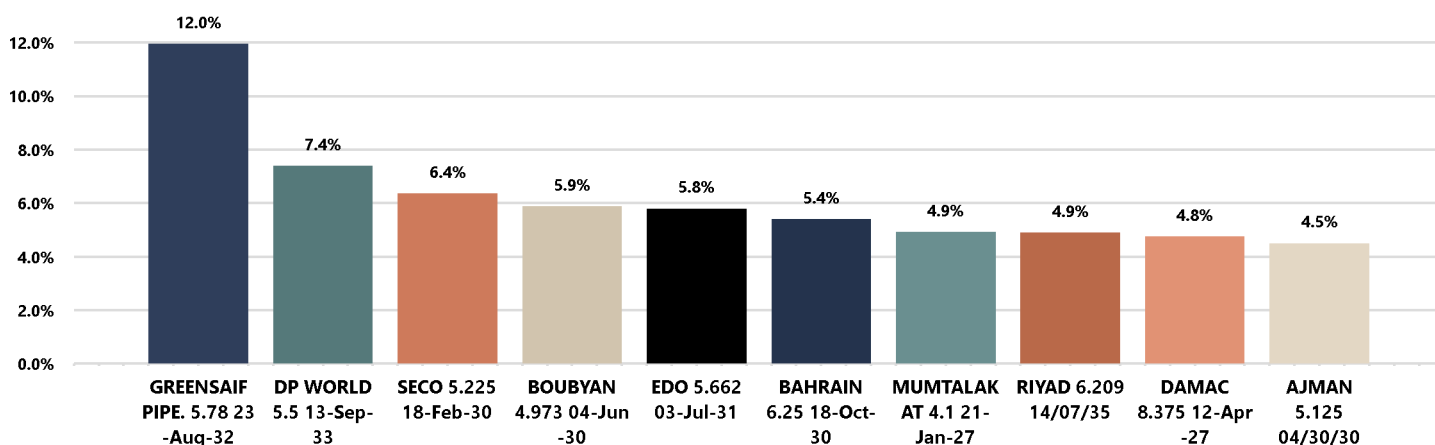
Sector Allocation (Beginning of the period)



Geographic Allocation (Beginning of the period)



Top 10 Holdings (Beginning of the period)



Risk Metrics:

Measure	Definition	Formula & Description
1. Standard Deviation	A measure of the total risk or volatility of an investment's returns over time.	$\sigma = \sqrt{\sum_{i=1}^n (R_i - \bar{R})^2 / n - 1}$ Where: σ = standard deviation; R_i = return in period i ; \bar{R} = average return; n = number of observations
2. Sharpe Ratio	Measures risk-adjusted return, showing how much excess return is received for extra volatility.	$SR = (R_p - R_f) / \sigma_p$ Where: R_p = portfolio return; R_f = risk-free rate; σ_p = standard deviation of portfolio return
3. Tracking Error		$TE = \sqrt{\sum (R_p - R_b)^2 / n}$ Where: R_p = portfolio return; R_b = benchmark return; n = number of periods
4. Beta	Indicates a portfolio's sensitivity to movements in the overall market (systematic risk).	$\beta = \text{Cov}(R_p, R_m) / \text{Var}(R_m)$ Where: R_p = portfolio return; R_m = market return
5. Alpha	Measures a portfolio's excess return relative to its expected return given its beta and market return.	$\alpha = R_p - [R_f + \beta(R_m - R_f)]$ Where: R_p = portfolio return; R_f = risk-free rate; R_m = market return; β = beta
6. Information Ratio	Evaluates a portfolio manager's ability to generate excess returns relative to a benchmark, adjusted for the volatility of those excess returns.	$IR = (R_p - R_b) / \sigma(R_p - R_b)$ Where: R_p = Portfolio return R_b = Benchmark return $\sigma(R_p - R_b)$ = Tracking error (standard deviation of active return)

Al-Watani Sukuk Fund

Top 10 investments credit ratings (Beginning of the period)

Security	Issuance Credit Rating			Issuer Credit Rating		
	Agency	Rating	Date	Agency	Rating	Date
GREENSAIF PIPE. 5.78 23-Aug-32	Moody's	Aa3	28 Nov 2024	Moody's	Aa3	28 Nov 2024
DP WORLD 5.5 13-Sep-33	Fitch	BBB+	15 Sep 2023		N/A	
SECO 5.225 18-Feb-30	Moody's	Aa3	12 Feb 2025	Moody's	Aa3	22 Nov 2024
BOUBYAN 4.973 04-Jun-30	Fitch	A	03 Jun 2025	Moody's	A1	24 Sep 2020
EDO 5.662 03-Jul-31	S&P	BBB-	30 Sep 2024	S&P	BBB-	27 Sep 2024
BAHRAIN 6.25 18-Oct-30	S&P	B+	17 Apr 2023	S&P	B+	01 Dec 2017
MUMTALAKAT 4.1 21-Jan-27	S&P	B+	29 Jan 2020	S&P	B+	01 Dec 2017
RIYAD 6.209 14/07/35	Moody's	Baa3	09 Jul 2025	Moody's	Aa3	28 Nov 2024
DAMAC 8.375 12-Apr-27	Moody's	Ba1	15 Apr 2025	S&P	BB	19 Feb 2024
AJMAN 5.125 04/30/30	Fitch	BBB+	25 Apr 2025	Fitch	BBB+	09 Jul 2018

Watani Wealth Management Company ("NBK Wealth") is a Single Shareholder Closed Joint Stock Company with a paid-up capital of SAR 90 million and CR No: 1010481235. NBK Wealth is authorized by the Capital Market Authority of the Kingdom of Saudi Arabia with a license number 17185-37 granted to carry out the activities of dealing, managing investment & operating funds, arranging, advising and custody in the securities business. NBK Wealth's registered office is at 7720 King Fahad Branch Road, 4590 Al Muhammadiyah District 12363, Daman Building, 2nd and 3rd Floor, Riyadh, Kingdom of Saudi Arabia. This is only a summary and investors should only rely on information provided in the Terms and Conditions of the Fund and the documents referenced therein, and the information included in this Factsheet for indicative purposes only, and should not be considered as a replacement of the official statement of account of your investments with NBK Wealth. Past performance is not necessarily a guide to the future. The value of investments and any income from them may fall as well as rise and investors may not get back the amount originally invested.