

Al-Watani Saudi Equity Fund

Factsheet - 3/31/2025

Fund Type: Open-ended investment fund

Inception Date: 12/12/2021

Issue Price: 10

Currency: SAR

Valuation Days: Monday & Thursday

Level of Risk: High

Benchmark: S&P Saudi Arabia Domestic Total Return in Local Currency Index

Sub-Administrator & Custodian: SNB Capital

Management Fee %: 1

Ownership Investments Details:

Full Ownership %: 100

Usufruct Right %: 0

Fund Valuation information for the end of this quarter:

Valuation Date: 31/03/2025

Fund Size: 27,748,720.23

Total Units: 2,047,274.2083

NAV: 13.5540

Change in unit Price %: 6.14%

Fund Manager Contacts

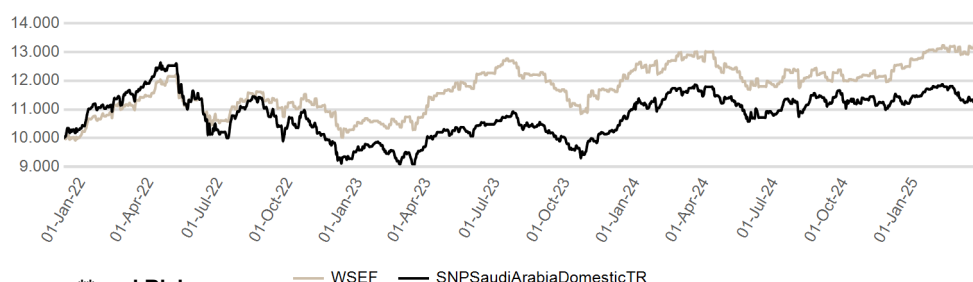
NBK Wealth
+966 112777630
www.nbkwealth.com
saudi.operations@nbkwealth.com

NBK Wealth
Kingdom of Saudi Arabia
P.O.Box 75144
Riyadh 11578

Fund's Objective

Al-Watani Saudi Equity Fund aims to achieve capital appreciation and outperforming the benchmark on the long term through active management. The Fund invests in the constituents of S&P Saudi Arabia Domestic Total Return in Local Currency Index, which include Companies that are listed on the Main Market "TASI" and on the Parallel Market "Nomu" following a bottom up approach. The Fund's allocation will deviate from the benchmark to reflect the views and conviction on stocks, sectors and market. The Company's decision on the weight deviation from the benchmark's weights for a single stock is based on stock trading price relative to the Company's estimated intrinsic value and/or relative the valuations of the other stocks as per our estimates.

Cumulative Performance Since Inception



Performance** and Risk

Return	3 Month	YTD	1 Year*	3 Years*	5 Years*	Since Inception
WSEF	6.14%	6.14%	5.60%	5.71%	N/A	35.54%
Benchmark	1.56%	1.56%	-0.60%	-0.97%	N/A	15.65%
Difference	4.58%	4.58%	6.20%	6.68%	N/A	19.89%
Risk Adjusted Ratios *						
Standard Deviation	1.69%	1.69%	11.79%	14.19%	N/A	
Sharp Ratio	N/A	N/A	-0.02	0.02	N/A	
Tracking Error	N/A	N/A	6.65%	7.79%	N/A	
Beta	0.29	0.29	0.92	0.76	N/A	
Alpha	N/A	N/A	4.41%	5.14%	N/A	
Information Index	N/A	N/A	0.72	0.87	N/A	

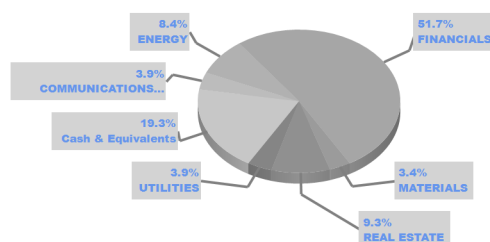
* Figures are annualized for periods above 1 year

**Performance figures are as of 27/03/2025

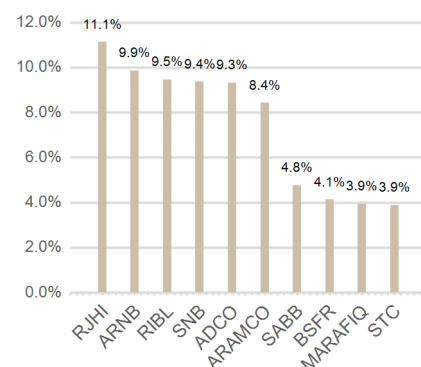
Fund Information at the end of this quarter

	Value	%
Total Expense Ratio (TER)	95,924.40	0.35%
Borrowing Percentage		
Dealing Expenses	368.00	0.00%
Investment of the Fund Manager	15,248,231.01	54.94%
Distributed Profits		

Sector Allocation (Bgn of Period)



Top 10 Holdings (Bgn of Period)



This is only a summary and investors should only rely on information provided in the Terms and Conditions of the Fund and the documents referenced therein, and the information included in this Fact Sheet for indicative purposes only, and should not be considered as a replacement of the official statement of account of your investments with NBK Wealth. Past performance is not necessarily a guide to the future. The value of investments and any income from them may fall as well as rise and investors may not get back the amount originally invested. NBK Wealth is a Single Shareholder Closed Joint Stock Company with a paid up capital of SAR 90 million and CR No: 1010481235. The Company is authorized by the Capital Market Authority of the Kingdom of Saudi Arabia with a license number 17185-37 granted to carry out the activities of dealing, managing investment ,operating funds, arranging ,advising and Custody in the securities business. NBK Wealth Company registered office is at Al Mohamadia district, King Fahad Road, Daman Building, 2nd and 3rd Floor.

