

# Alpha Capital Public Sukuk Fund

2026, 1<sup>st</sup> Quarter Report



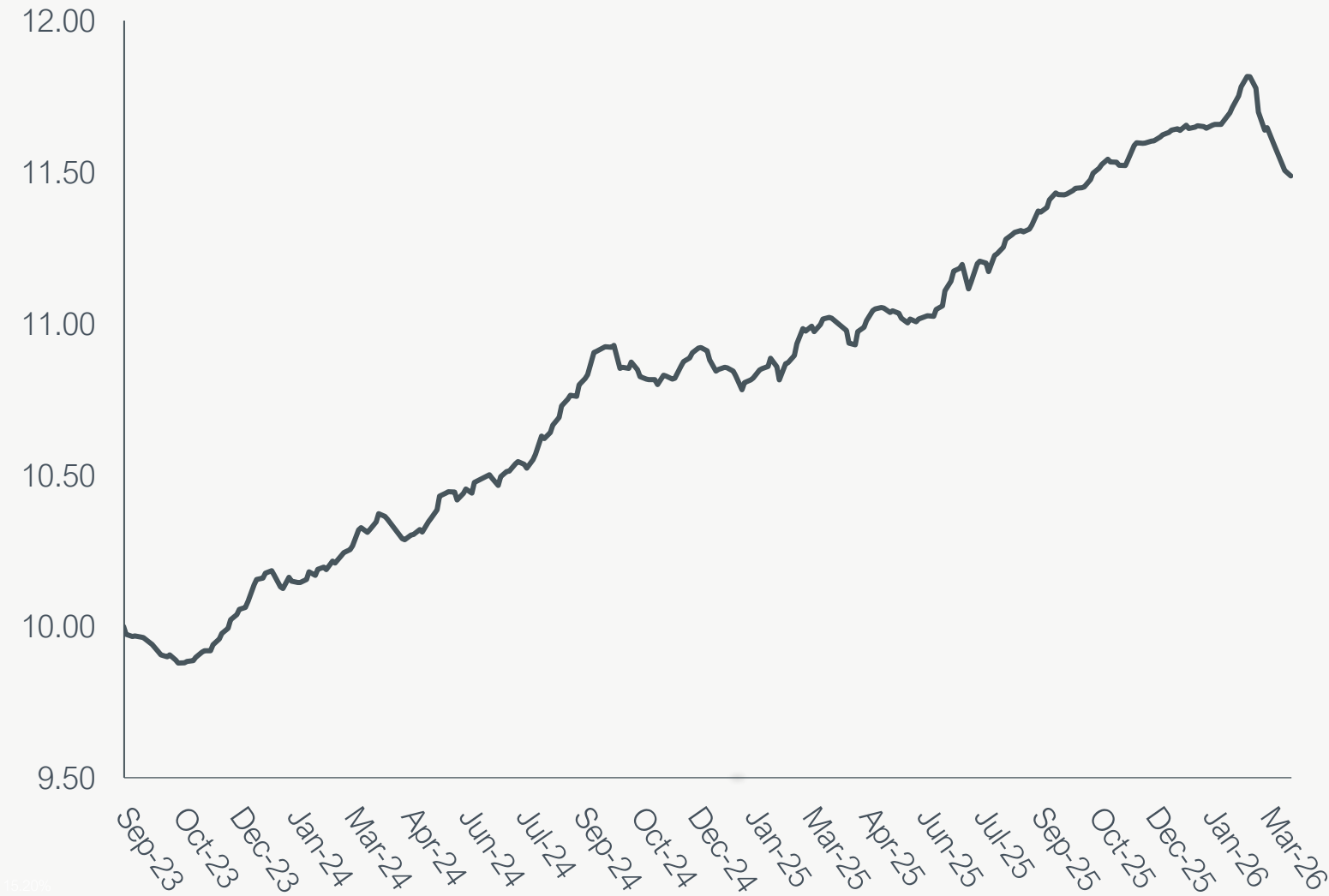
## Fund Objective

The Fund aims to generate income in the medium and long term by investing mainly in sukuk issued by sovereign, quasi-sovereign, or corporate entities. The Fund can also invest in money market and fixed income funds, private debt funds, trade finance funds, money market instruments and derivative contracts and structured products that are compliant with Shariah guidelines.

## Fund Information

Fund's start date:	09/05/2023
Unit price upon offering:	10.00
Size of the Fund:	58,782,668.06
Type of the Fund:	Public Fund
Currency of the Fund:	SAR
Level of risk:	Medium Risk
Benchmark:	S&P GCC Sukuk Index
Number of distributions:	N/A
Percentage of fees for the management of the invested funds:	<ul style="list-style-type: none"> <li>Alpha Capital Sukuk Fund, 0.75% of net asset value</li> <li>Alpha Murabaha Fund, up to 0.45% of net asset value</li> </ul>
The investment advisor and Fund sub-manager:	N/A
The number of days of the weighted average:	N/A

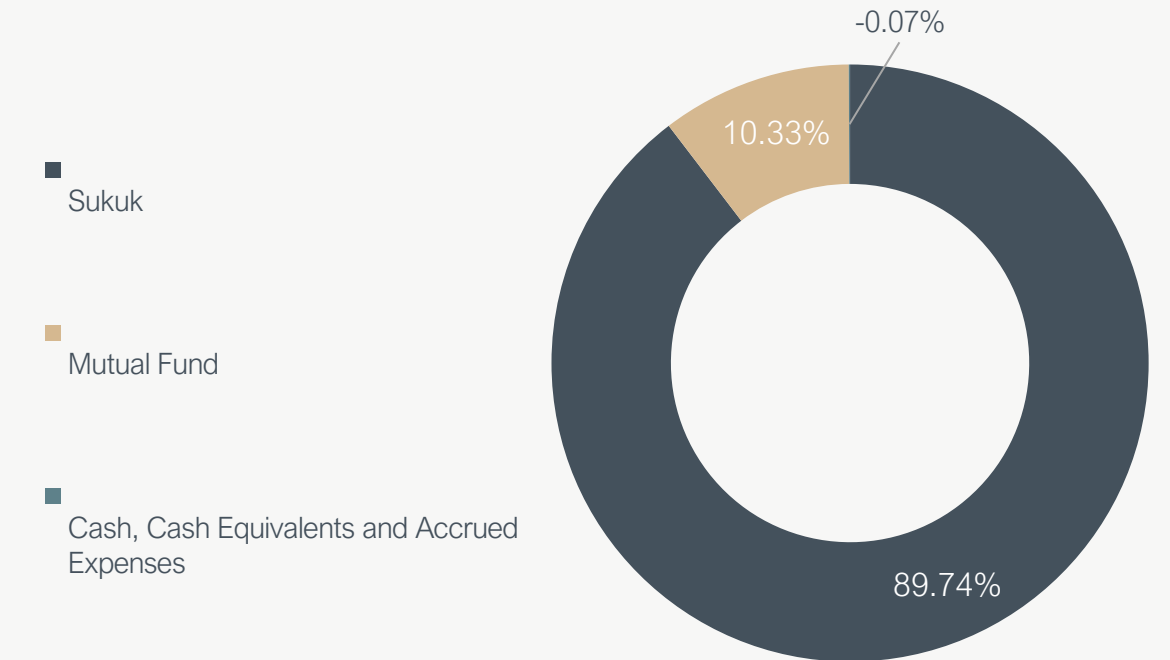
## Performance Since Inception



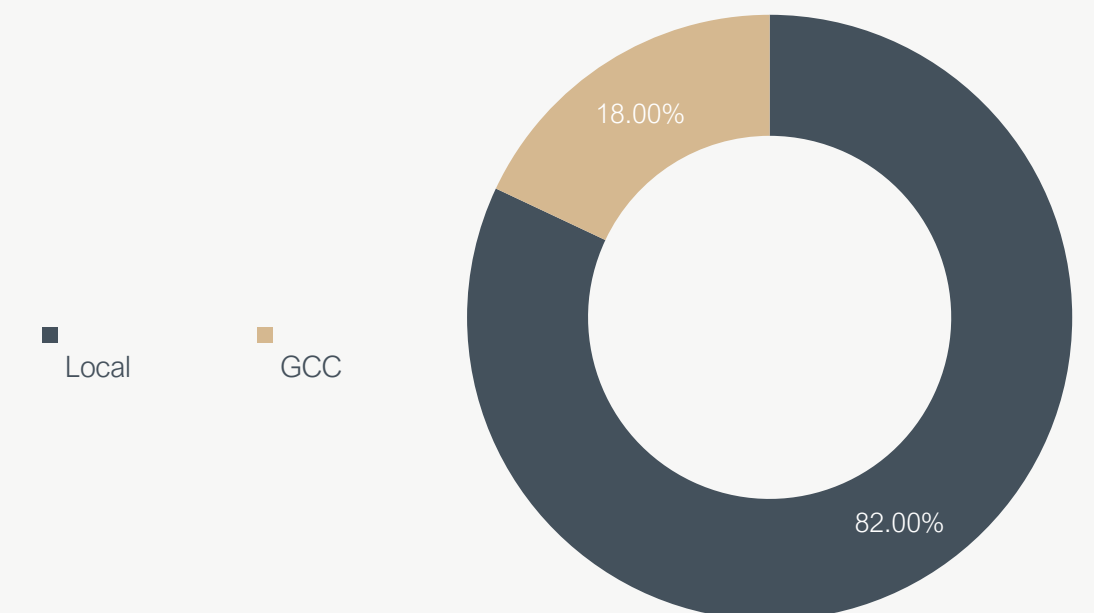
## Performance

Item	3 months	YTD	One year	3 years	5 years
Fund	-1.29%	-1.29%	4.27%	N/A	N/A
Benchmark	-1.19%	-1.19%	4.15%	N/A	N/A
Difference	-0.10%	-0.10%	0.12%	N/A	N/A

## Assets Distribution (by Sector)\*



## Assets Distribution (by Geography)\*



## Price Information

Item	1 <sup>st</sup> Quarter
Unit price	11.48713
Change in unit price from last quarter	-1.29%
Dual unit price	N/A
Total units of the Fund	5,117,261.58
Total net assets	58,782,668.06
P/E ratio	N/A

Item	Value	%
Total expense ratio	121,536.92	0.20%
Borrowings	0.00	0.00%
Dealing expenses	1,634.49	0.00%
Investments of the Fund Manager	11,487,130.00	19.54%
Distribution of profits	N/A	N/A
Dividends distributed	N/A	N/A

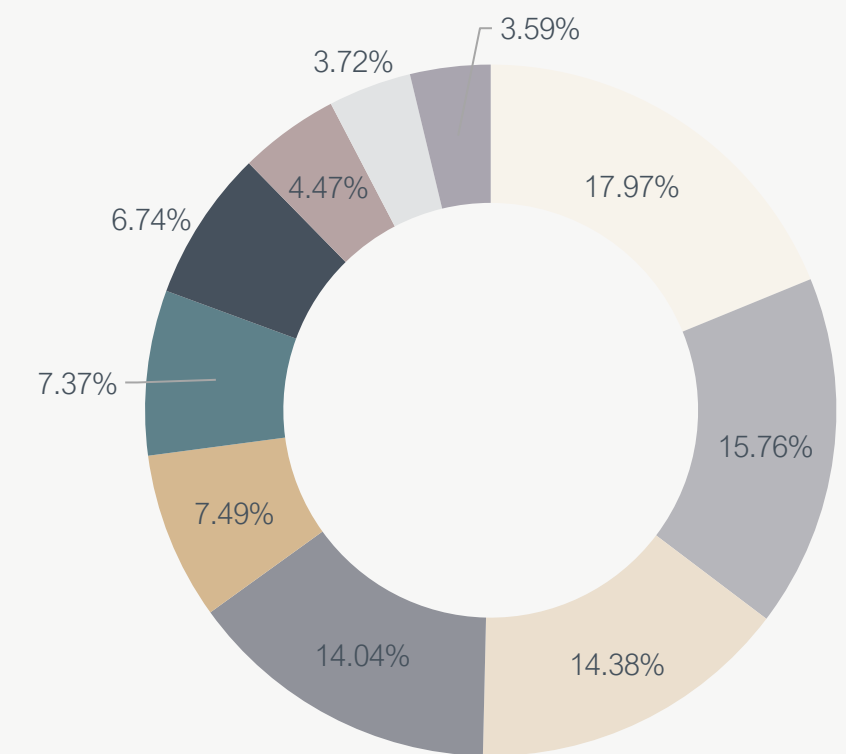
Item	Details
Full ownership	100%
Usufruct right	N/A

## Performance and Risks

Performance and Risks standards	3 months	Year to date	One year	3 years	5 years
Standard deviation (%)	1.50	1.50	2.29	N/A	N/A
Sharpe indicator	-1.65	-1.65	-0.35	N/A	N/A
Tracking error (%)	0.71	0.71	2.06	N/A	N/A
Beta	1.04	1.04	0.61	N/A	N/A
Alpha (%)	-0.02	-0.02	-0.24	N/A	N/A
Information index	-0.14	-0.14	0.06	N/A	N/A

## Top 10 Investments\*

No.	Investments	%
1	Ahli United Sukuk Ltd	17.97%
2	Al Rajhi Sukuk Ltd	15.76%
3	Saudi Electricity Sukuk	14.38%
4	Arabian Centres Sukuk II	14.04%
5	Suci Second Invest Co	7.49%
6	Alinma Sukuk Ltd	7.37%
7	Alpha Capital Sukuk Fund	6.74%
8	Bab Usd At1 Sukuk Ltd	4.47%
9	Riyad Sukuk	3.72%
10	Alpha Murabaha Fund	3.59%



\* As of the beginning of quarter on 1<sup>st</sup> January 2026

## Credit Rating Information-Debt Instruments\*

Debt instrument name	Issuer name	Instrument credit ratings	Instrument credit rating date	Issuer credit ratings	Issuer credit ratings date	Rating agency
Ahli United Sukuk Ltd	Kuwait Finance House KSCP	N/A	N/A	A	Feb-22	Fitch
Al Rajhi Sukuk Ltd	Al Rajhi Sukuk Ltd	Baa3	Jan-25	Aa3	Nov-24	Moody's
Saudi Electricity Sukuk	Saudi Electricity Sukuk	Aa3	Nov-24	Aa3	Nov-25	Moody's
Arabian Centres Sukuk li	Arabian Centres Sukuk li	BB	Jul-25	BB	Jul-25	Fitch
Suci Second Invest Co	Suci Second Invest Co	Aa3	Nov-24	Aa3	Nov-24	Moody's
Alinma Sukuk Ltd	Alinma Sukuk Ltd	BBB	May-25	A-	Apr-23	Fitch
Bab Usd At1 Sukuk Ltd	Bab Usd At1 Sukuk Ltd	N/A	N/A	A1	Nov-24	Moody's
Riyad Sukuk	Riyad Sukuk	Baa3	Jul-25	Aa3	Nov-24	Moody's

\* N/A represents not rated by the rating agencies.

## Description of formulas used for assessing performance and risk measures

---

### 01 Standard Deviation

This metric is calculated as the deviation in portfolio returns between two periods and is annualized to reflect either monthly or yearly timeframes.

---

### 03 Tracking Error

This metric is calculated as the standard deviation of the difference between the portfolio and the benchmark returns and is annualized to reflect either monthly or yearly timeframes.

---

### 05 Alpha

This metric is calculated as the measure of portfolio's excess return relative to its benchmark.

---

### 02 Sharpe indicator

This metric is calculated by subtracting the portfolio return from risk-free return and dividing the result by standard deviation of portfolio.

---

### 04 Beta

This metric is calculated by determining the slope of the linear regression line of the asset's returns (as the dependent variable) against market returns (as the independent variable) over a specified date range.

---

### 06 Information index

This metric is calculated by subtracting the benchmark return from the portfolio return and dividing the result by tracking error.

---

Definitions :<https://alphacapital.com.sa/wp-content/uploads/2025/GD.pdf>

## Disclaimer

---

Alpha Capital Company is a licensed capital market institution by the Capital Market Authority. Alpha Capital Company does not guarantee the performance of any investment. The value of an investment in the Fund is variable and may increase or decrease. The performance of the fund or the benchmark does not reflect and could not be considered as a guide for the future performance. There is no guarantee to the unit holders that the Fund's absolute performance or its performance relative to the Benchmark will be repeated or similar to the previous performance. The prices or value or income of the units of the Fund may decrease and the investor may get back less than the amount invested. The income of the Fund from investment in securities may fluctuate and a part of the capital invested may be used to pay that income. Alpha Capital Company is not obliged to accept the redemption request of the units at the value of the offering. The value of the units and their revenues are subject to fluctuations. The investment may not be suitable for all recipients; Alpha Capital Company recommends that if they have any doubts, they should seek advice from their investment adviser. Fees and charges apply as per Terms and Conditions ("T&C"); please refer to the T&Cs for more details on the risks involved while investing in the Fund. To obtain a copy of the T&Cs, information memorandum (if any), fund statements to unitholders and financial Reports, please visit our website [www.alphacapital.com.sa](http://www.alphacapital.com.sa) or call 0114343090 or visit us on our main office. Alpha Capital Company may invest into the Fund and has or may have a position or holding in the securities concerned or in related securities.



#### Contact Information

Phone number: 0114343090

Email: [clientrelations@alphacapital.com.sa](mailto:clientrelations@alphacapital.com.sa)

Website: [www.alphacapital.com.sa](http://www.alphacapital.com.sa)

