

Alpha Saudi Freestyle Equity Fund

2026, 1st Quarter Report



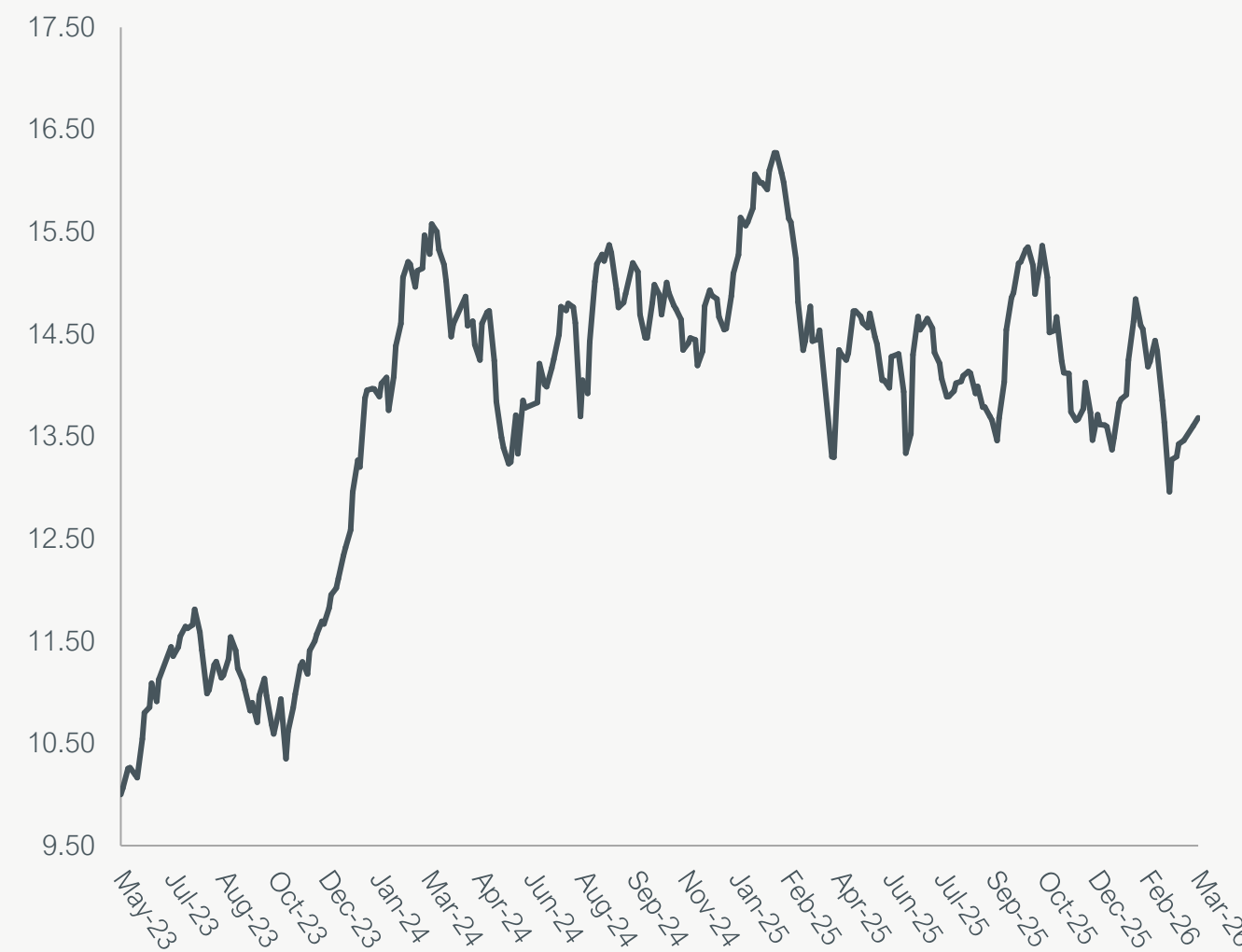
Fund Objective

To achieve medium and long-term capital growth by actively managing the portfolio through investing in listed equities in the Saudi equities market. The Fund invests its assets in a concentrated selection of listed companies in the market, initial public offerings, rights issues, and real estate investment trusts in accordance with the Shariah guidelines.

Fund Information

Fund's start date:	15/05/2023
Unit price upon offering:	10.00
Size of the Fund:	773,206,051.11
Type of the Fund:	Public Fund
Currency of the Fund:	SAR
Level of risk:	High Risk
Benchmark:	S&P Shariah Domestic Price return
Number of distributions:	N/A
Percentage of fees for the management of the invested funds:	N/A
The investment advisor and Fund sub-manager:	N/A
The number of days of the weighted average:	N/A

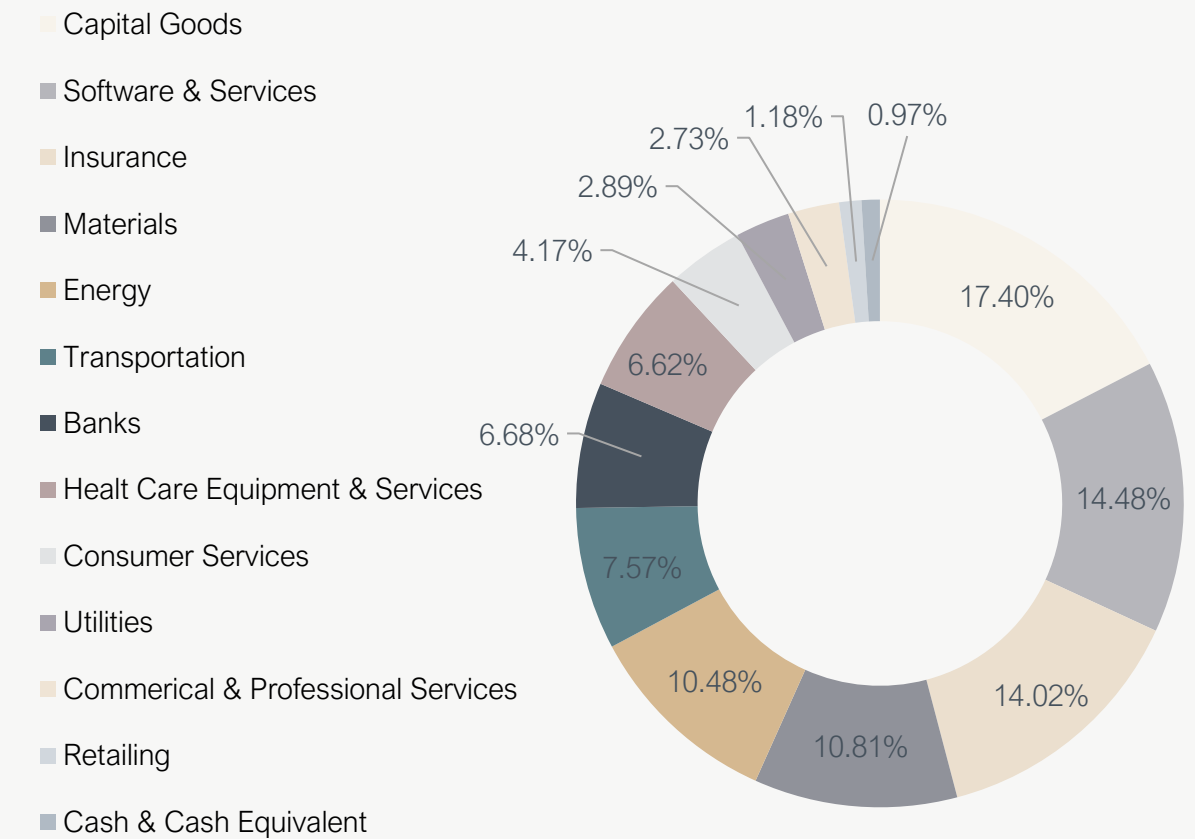
Performance Since Inception



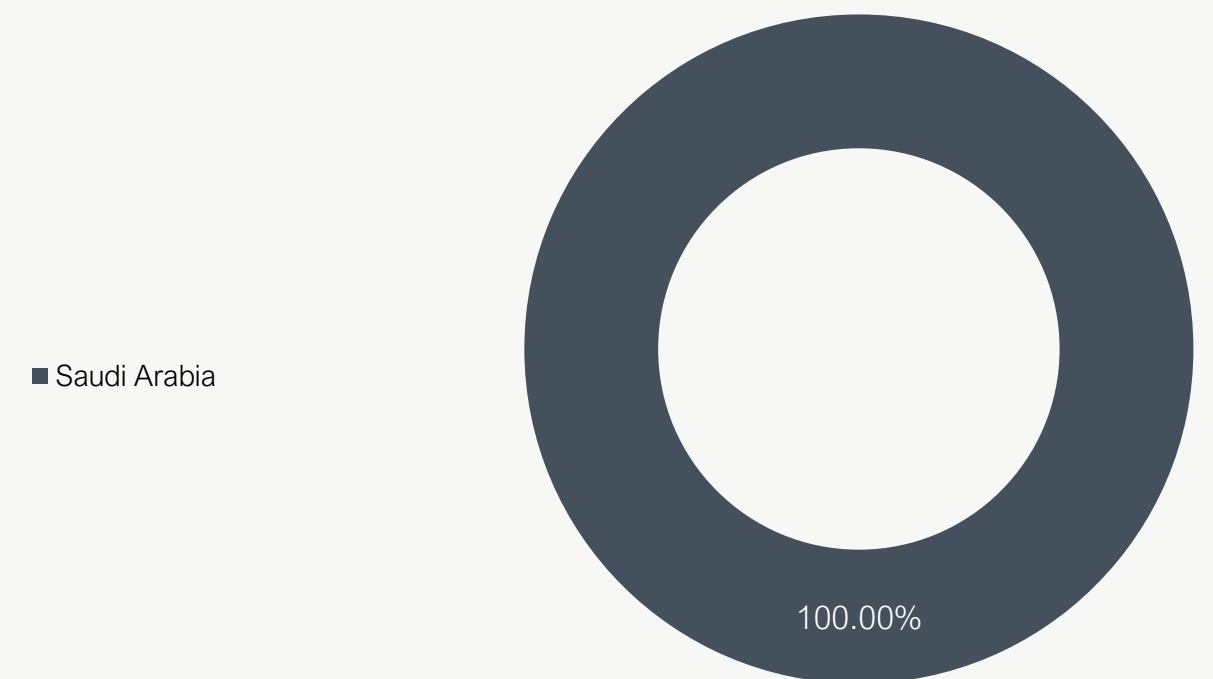
Performance

Item	3 months	YTD	One year	3 years	5 years
Fund	0.63%	0.63%	-5.89%	N/A	N/A
Benchmark	5.57%	5.57%	-7.59%	N/A	N/A
Difference	-4.94%	-4.94%	1.70%	N/A	N/A

Assets Distribution (by Sector)*



Assets Distribution (by Geography)*



Price Information

Item	1 st Quarter
Unit price	13.68263
Change in unit price from last quarter	0.63%
Dual unit price	N/A
Total units of the Fund	56,510,036.72
Total net assets	773,206,051.11
P/E ratio	22.61%

Item	Value	%
Total expense ratio	4,063,614.24	0.52%
Borrowings	0.00	0.00%
Dealing expenses	1,449.00	0.00%
Investments of the Fund Manager	4,967,950.38	0.64%
Distributions of profits	N/A	N/A
Dividends Distributed	N/A	N/A

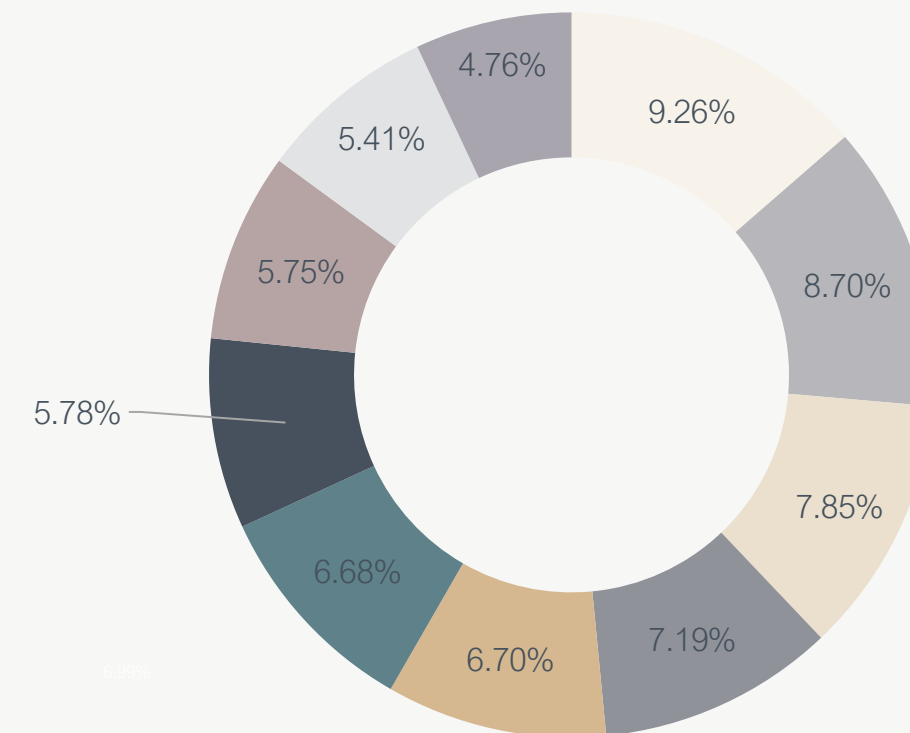
Item	Details
Full ownership	100%
Usufruct right	N/A

Performance and Risks

Performance and Risks standards	3 months	Year to date	One year	3 years	5 years
Standard deviation (%)	9.86	9.86	20.92	N/A	N/A
Sharpe indicator	-0.06	-0.06	-0.52	N/A	N/A
Tracking error (%)	4.23	4.23	10.16	N/A	N/A
Beta	1.08	1.08	1.14	N/A	N/A
Alpha (%)	-5.29	-5.29	3.53	N/A	N/A
Information index	-1.17	-1.17	0.17	N/A	N/A

Top 10 Investments*

- Co For Cooperative Insurance
- Rasan Information Technology
- Riyadh Cables Group Co
- Aldreem Petroleum And Transportation
- Saudi Arabian Mining Co
- Al Rajhi Bank
- Elm Co
- National Medical Care Co
- Electrical Industries Co
- Saudi Re For Cooperative Rei



* As of the beginning of quarter on 5th January 2026

Description of formulas used for assessing performance and risk measures

01 Standard Deviation

This metric is calculated as the deviation in portfolio returns between two periods and is annualized to reflect either monthly or yearly timeframes.

03 Tracking Error

This metric is calculated as the standard deviation of the difference between the portfolio and the benchmark returns and is annualized to reflect either monthly or yearly timeframes.

05 Alpha

This metric is calculated as the measure of portfolio's excess return relative to its benchmark.

02 Sharpe indicator

This metric is calculated by subtracting the portfolio return from risk-free return and dividing the result by standard deviation of portfolio.

04 Beta

This metric is calculated by determining the slope of the linear regression line of the asset's returns (as the dependent variable) against market returns (as the independent variable) over a specified date range.

06 Information index

This metric is calculated by subtracting the benchmark return from the portfolio return and dividing the result by tracking error.

Definitions : <https://alphacapital.com.sa/wp-content/uploads/2025/GD.pdf>

Disclaimer

Alpha Capital Company is a licensed capital market institution by the Capital Market Authority. Alpha Capital Company does not guarantee the performance of any investment. The value of an investment in the Fund is variable and may increase or decrease. The performance of the fund or the benchmark does not reflect and could not be considered as a guide for the future performance. There is no guarantee to the unit holders that the Fund's absolute performance or its performance relative to the Benchmark will be repeated or similar to the previous performance. The prices or value or income of the units of the Fund may decrease and the investor may get back less than the amount invested. The income of the Fund from investment in securities may fluctuate and a part of the capital invested may be used to pay that income. Alpha Capital Company is not obliged to accept the redemption request of the units at the value of the offering. The value of the units and their revenues are subject to fluctuations. The investment may not be suitable for all recipients; Alpha Capital Company recommends that if they have any doubts, they should seek advice from their investment adviser. Fees and charges apply as per Terms and Conditions (“T&C”); please refer to the T&Cs for more details on the risks involved while investing in the Fund. To obtain a copy of the T&Cs, information memorandum (if any), fund statements to unitholders and financial Reports, please visit our website www.alphacapital.com.sa or call 0114343090 or visit us on our main office. Alpha Capital Company may invest into the Fund and has or may have a position or holding in the securities concerned or in related securities.



Contact Information

Phone number: 0114343090

Email: clientrelations@alphacapital.com.sa

Website: www.alphacapital.com.sa

