

# Alpha Saudi Equity Fund

2025, 3<sup>rd</sup> Quarter Report



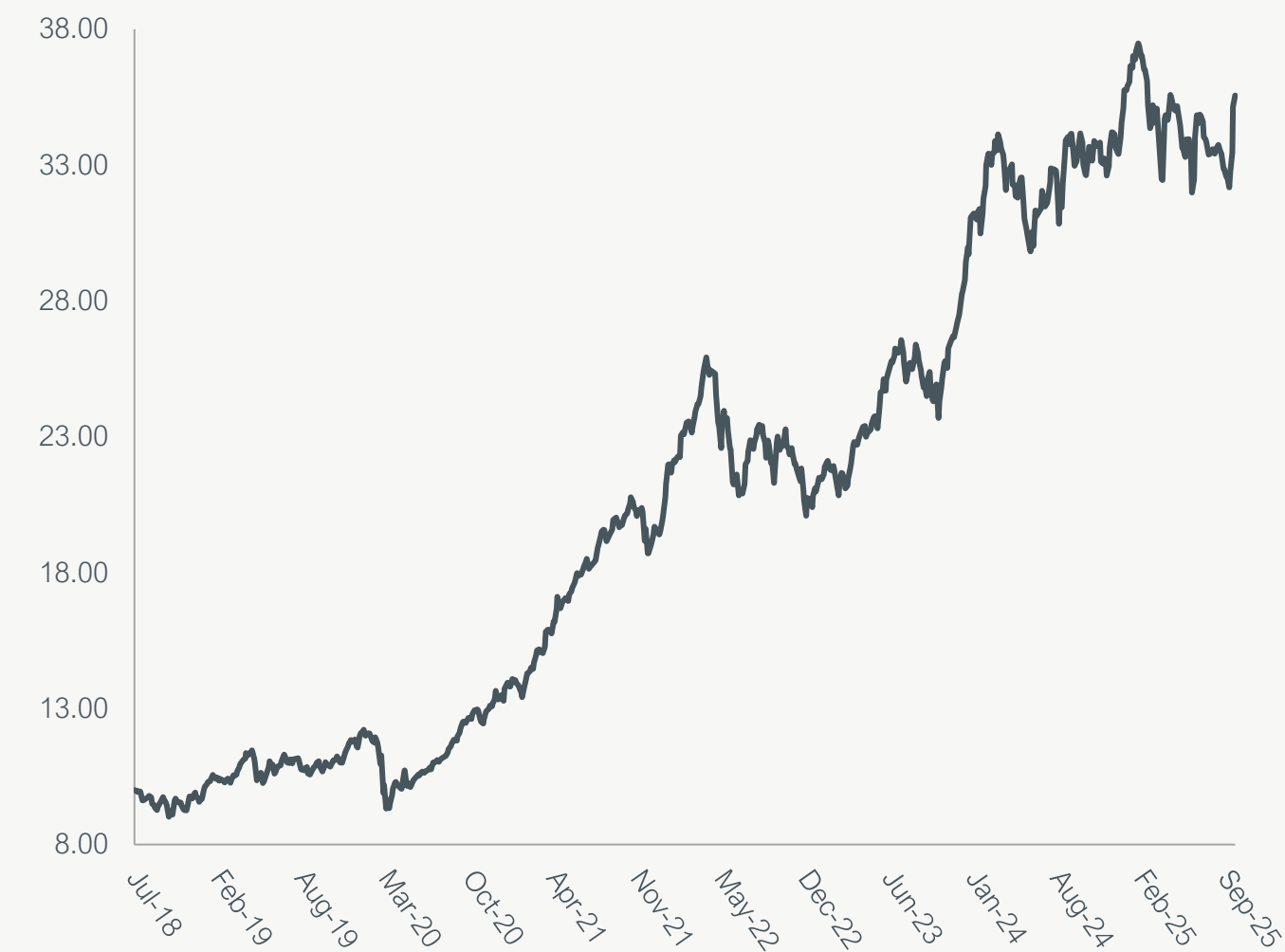
## Fund Objective

To provide medium and long-term capital growth by investing in listed equities of the Saudi Market. The Fund invests its assets in a diversified portfolio of Shariah compliant companies listed in the Saudi Equity market.

## Fund Information

|  |                                   |
|--|-----------------------------------|
| Fund's start date:   | 25/07/2018                        |
| Unit price upon offering:                                    | 10.00                             |
| Size of the Fund:  | 735,973,103.28                    |
| Type of the Fund:  | Public Fund                       |
| Currency of the Fund:  | SAR                               |
| Level of risk:   | High Risk                         |
| Benchmark:   | S&P Shariah Domestic price return |
| Number of distributions:                                     | N/A                               |
| Percentage of fees for the management of the invested funds: | N/A                               |
| The investment advisor and Fund sub-manager:                 | N/A                               |
| The number of days of the weighted average:                  | N/A                               |

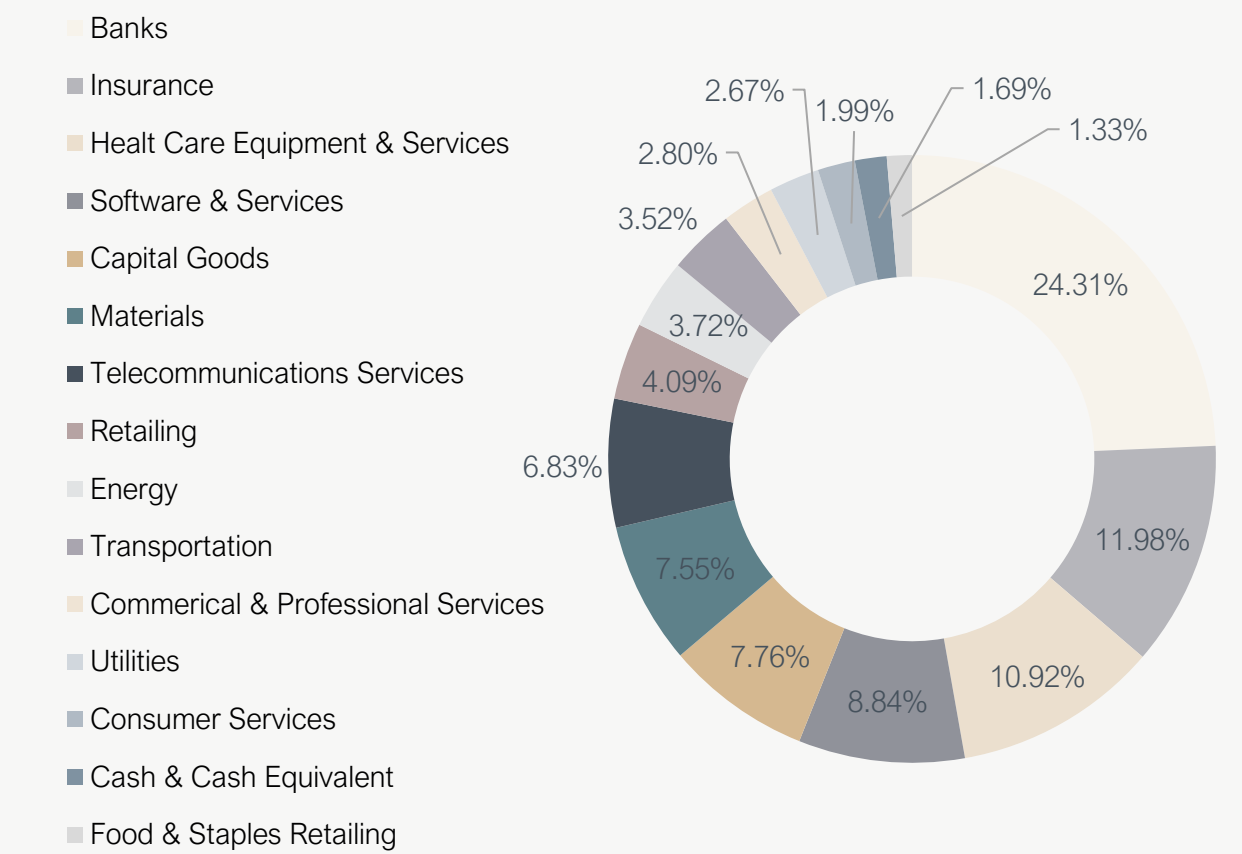
## Performance Since Inception



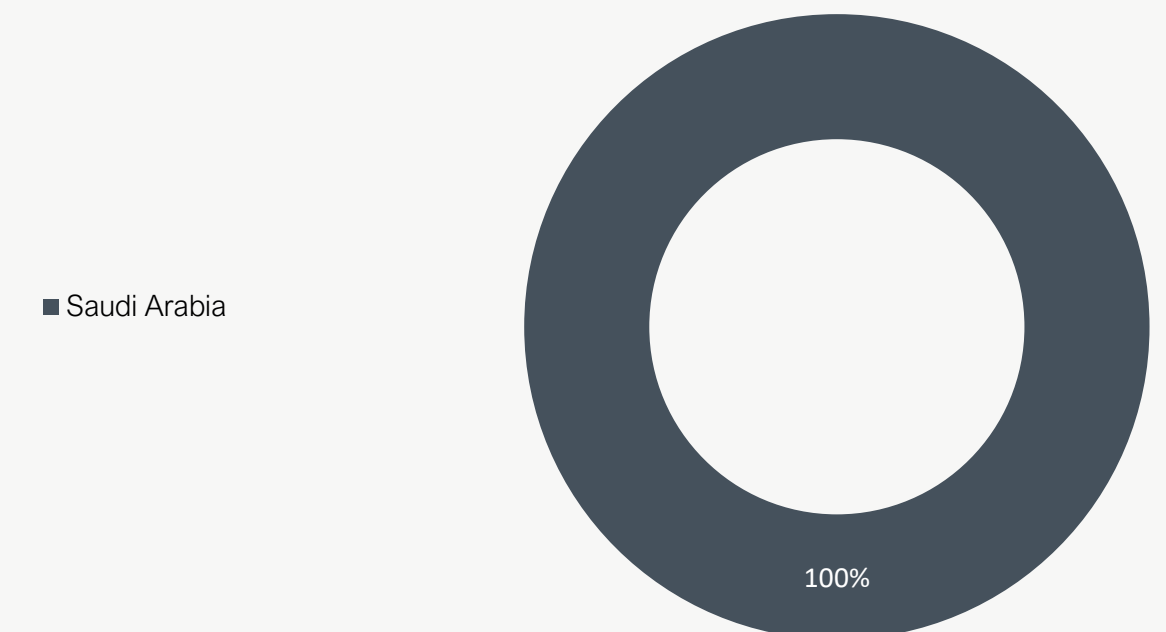
## Performance

| Item       | 3 months | YTD    | One year | 3 years | 5 years |
|------------|----------|--------|----------|---------|---------|
| Fund       | 2.08%    | 4.53%  | 5.07%    | 62.98%  | 180.90% |
| Benchmark  | 3.34%    | -3.72% | -5.95%   | 7.33%   | 42.92%  |
| Difference | -1.26%   | 8.25%  | 11.02%   | 55.65%  | 137.98% |

## Assets Distribution (by Sector)\*



## Assets Distribution (by Geography)\*



\* As of the beginning of quarter on 2nd July 2025

## Price Information

| Item                                   | 3 <sup>rd</sup> Quarter |
|--|-------------------------|
| Unit price                             | 35.56399                |
| Change in unit price from last quarter | 2.08%                   |
| Dual unit price                        | N/A                     |
| Total units of the fund                | 20,694,333.69           |
| Total net assets                       | 735,973,103.28          |
| P/E ratio                              | 21.61                   |

| Item                            | Value        | %     |
|---------------------------------|--------------|-------|
| Total expense ratio             | 3,219,806.71 | 0.46% |
| Borrowings                      | 0.00         | 0.00% |
| Dealing expenses                | 1,173.00     | 0.00% |
| Investments of the Fund Manager | 4,357,835.14 | 0.59% |
| Distributions of profits        | N/A          | N/A   |
| Dividends Distributed           | N/A          | N/A   |

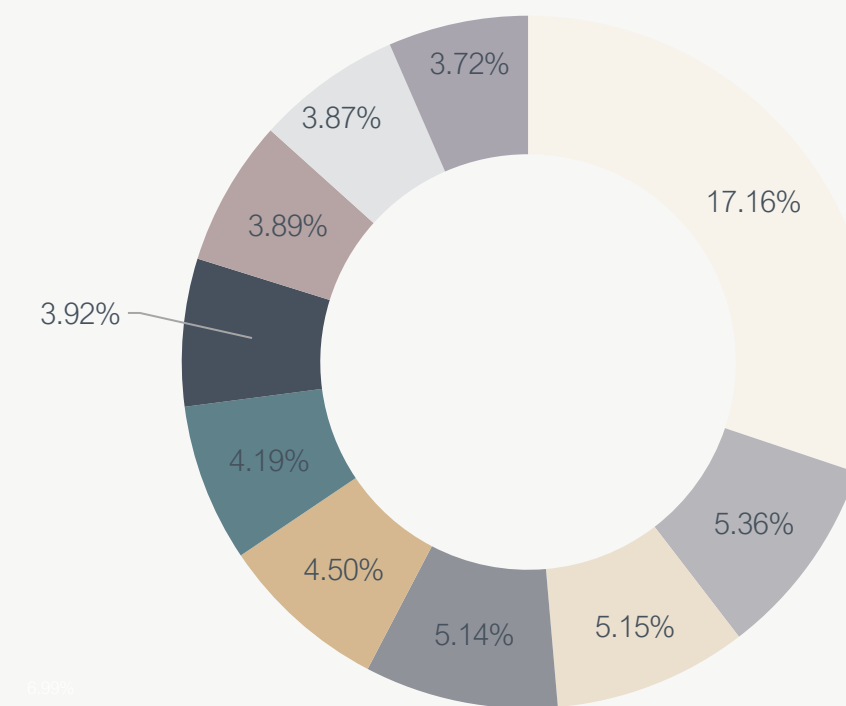
| Item           | Details |
|----------------|---------|
| Full ownership | 100.00% |
| Usufruct right | N/A     |

## Performance and Risks

| Performance and Risks standards | 3 months | Year to date | One year | 3 years | 5 years |
|---------------------------------|----------|--------------|----------|---------|---------|
| Standard deviation              | 7.00%    | 16.58%       | 17.70%   | 16.95%  | 16.55%  |
| Sharpe indicator                | 0.11     | 0.04         | 0.00     | 0.04    | 0.16    |
| Tracking error                  | 2.82%    | 6.62%        | 7.11%    | 7.01%   | 6.60%   |
| Beta                            | 0.85     | 1.13         | 1.14     | 1.07    | 1.00    |
| Alpha                           | -0.96%   | 9.23%        | 12.59%   | 16.26%  | 15.48%  |
| Information index               | -0.45    | 1.25         | 1.55     | 2.18    | 2.36    |

## Top 10 Investments\*

- Al Rajhi Bank
- Saudi Arabian Mining Company
- Rasan Information Technology
- Co For Cooperative Insurance
- Alinma Bank
- Saudi Telecom Company
- Saudi Re For Cooperative Reinsurance
- Astra Industrial Group
- Electrical Industries Company
- Aldrees Petroleum And Transport Services



\* As of the beginning of quarter on 2nd July 2025

## Description of formulas used for assessing performance and risk measures

---

### 01 Standard Deviation

This metric is calculated as the deviation in portfolio returns between two periods and is annualized to reflect either monthly or yearly timeframes.

---

### 03 Tracking Error

This metric is calculated as the standard deviation of the difference between the portfolio and the benchmark returns and is annualized to reflect either monthly or yearly timeframes.

---

### 05 Alpha

This metric is calculated as the measure of portfolio's excess return relative to its benchmark.

---

### 02 Sharpe indicator

This metric is calculated by subtracting the portfolio return from risk-free return and dividing the result by standard deviation of portfolio.

---

### 04 Beta

This metric is calculated by determining the slope of the linear regression line of the asset's returns (as the dependent variable) against market returns (as the independent variable) over a specified date range.

---

### 06 Information index

This metric is calculated by subtracting the benchmark return from the portfolio return and dividing the result by tracking error.

---

**Definitions :** <https://alphacapital.com.sa/wp-content/uploads/2025/GD.pdf>

## Disclaimer

---

Alpha Capital Company is a licensed capital market institution by the Capital Market Authority. Alpha Capital Company does not guarantee the performance of any investment. The value of an investment in the Fund is variable and may increase or decrease. The performance of the fund or the benchmark does not reflect and could not be considered as a guide for the future performance. There is no guarantee to the unit holders that the Fund's absolute performance or its performance relative to the Benchmark will be repeated or similar to the previous performance. The prices or value or income of the units of the Fund may decrease and the investor may get back less than the amount invested. The income of the Fund from investment in securities may fluctuate and a part of the capital invested may be used to pay that income. Alpha Capital Company is not obliged to accept the redemption request of the units at the value of the offering. The value of the units and their revenues are subject to fluctuations. The investment may not be suitable for all recipients; Alpha Capital Company recommends that if they have any doubts, they should seek advice from their investment adviser. Fees and charges apply as per Terms and Conditions (“T&C”); please refer to the T&Cs for more details on the risks involved while investing in the Fund. To obtain a copy of the T&Cs, information memorandum (if any), fund statements to unitholders and financial Reports, please visit our website [www.alphacapital.com.sa](http://www.alphacapital.com.sa) or call 0114343090 or visit us on our main office. Alpha Capital Company may invest into the Fund and has or may have a position or holding in the securities concerned or in related securities.



#### Contact Information

Phone number: 0114343090

Email: [clientrelations@alphacapital.com.sa](mailto:clientrelations@alphacapital.com.sa)

Website: [www.alphacapital.com.sa](http://www.alphacapital.com.sa)

