



Alpha Saudi Freestyle Equity Fund

2024, 2nd Quarter Report



2024, 2nd Quarter Quarterly Statement

Fund's Objectives	<p>The objective of Alpha Saudi Freestyle Equity Fund (the “Fund”) is to achieve medium and long-term capital growth by actively managing the portfolio through investing in listed equities in the Saudi equities market. The Fund invests its assets in a concentrated selection of listed companies in the market, initial public offerings, rights issues, and real estate investment trusts in accordance with the Shariah guidelines.</p>
Fund's Information	<ul style="list-style-type: none">— Fund's start date: 15/05/2023— Unit price upon offering: 10.00— Size of the Fund: 316,617,213.28— Type of the Fund: Public Fund— Currency of the Fund: SAR— Level of risk: High Risk— Benchmark: S&P Shariah Domestic price return— Number of distributions: N/A— Percentage of fees for the management of the invested funds (if any): N/A— The investment advisor and Fund sub-manager (if any): N/A— The number of days of the weighted average (if any): N/A
Definitions	<ul style="list-style-type: none">— <u>Standard Deviation</u>: A statistic that measures the dispersion of a dataset relative to its mean.— <u>Sharpe indicator</u>: It is a measure of risk-adjusted return. It describes how much excess return you receive for the volatility of holding a riskier asset.— <u>Tracking Error</u>: The divergence between the price behavior of a position or a portfolio and the price behavior of a benchmark.— <u>Beta</u>: A measure of the volatility or systematic risk of a security or portfolio compared to the market as a whole.— <u>Alpha</u>: It is a measure of the fund's value added relative to a benchmark.— <u>Information index</u>: A measurement of portfolio returns beyond the returns of a benchmark, usually an index, compared to the volatility of those returns.
Contact Information	<ul style="list-style-type: none">— Phone number: 0114343090— Website: www.alphacapital.com.sa— Email: clientrelations@alphacapital.com.sa



2024, 2nd Quarter Quarterly Statement

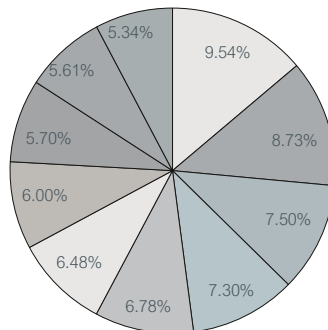
Price Information	Item		2 nd Quarter
	Unit price		SAR 14.21238
	% Change from last quarter		-5.40%
	Dual unit price (if any)		N/A
	Total units of the fund		22,277,561.48
	Total net assets		SAR 316,617,213.28
	P/E ratio (if any)		31.29x
Fund Information	Item	2 nd Quarter	
		Value	%
	Total expense ratio	1,420,826.48	0.54%
	Borrowing (if any)	0.00	0.00
	Dealing expenses	4,243.50	0.00%
	Investments of the fund manager (if any)	11,837,375.84	4.50%
	Distributions of profits	0.00	0.00
Details of the Fund's Ownership Investments	Item		Details
	Full ownership		N/A
	Usufruct right		N/A



2024, 2nd Quarter Quarterly Statement

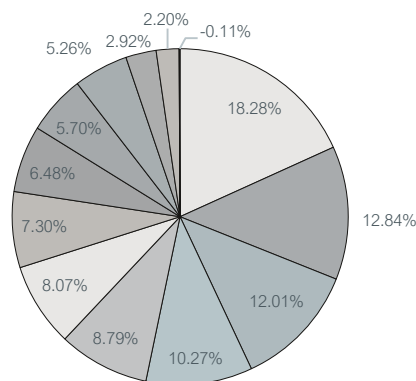
Top 10 Investments*

- Alinma Bank
- Al Rajhi Bank
- Arabian Internet & Communica
- Catrion Catering Holding Co
- Saudi Re For Cooperative Rei
- Ataa Educational Co
- Middle East Paper Co
- Sasco
- Al Hammadi Holding
- Elm Co



Assets Distribution (by Sector)*

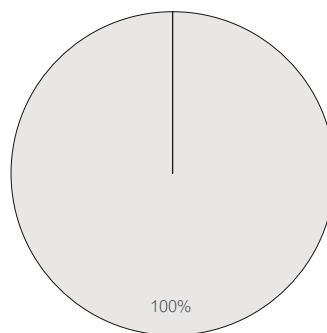
- Banks
- Software & Services
- Insurance
- Health Care Equipment & Servic
- Materials
- Capital Goods
- Commercial & Professional Serv
- Consumer Services
- Consumer Discretionary Distrib
- Energy
- Utilities
- Consumer Staples Distribution
- Cash, Expenses And Cash Equivalents



During the period from the date of inception (15/05/2023) until the date of the report (26/06/2024), the Fund invested its assets in shares of Saudi listed companies that are compliant with the Shariah principles.

Assets Distribution (by Geography)

- Saudi Arabia



* As of 1st April 2024.

Return Analysis

Item	3 months	Year to date	One year	3 years	5 years
Fund performance	-5.40%	9.69%	27.77%	N/A	N/A
Benchmark performance	-7.35%	-1.47%	2.81%	N/A	N/A
Performance difference	1.95%	11.16%	24.96%	N/A	N/A



2024, 2nd Quarter Quarterly Statement

Performance and Risks

Performance and Risks standards	3 months	Year to date	One year	3 years	5 years
Standard deviation	22.28%	19.83%	18.56%	N/A	N/A
Sharpe indicator	-0.31	0.34	1.17	N/A	N/A
Tracking error	14.74%	12.11%	10.72%	N/A	N/A
Beta	1.12	1.09	1.09	N/A	N/A
Alpha	2.98%	11.57%	25.27%	N/A	N/A
Information index	0.13	0.92	2.33	N/A	N/A

Fund Performance Since Inception





Disclaimer

Alpha Capital Company is a licensed capital market institution by the Capital Market Authority. Alpha Capital Company does not guarantee the performance of any investment. The value of an investment in the Fund is variable and may increase or decrease. The performance of the Fund or the benchmark does not reflect and could not be considered as a guide for the future performance. There is no guarantee to the unit holders that the Fund's absolute performance or its performance relative to the Benchmark will be repeated or similar to the previous performance. The prices or value or income of the units of the Fund may decrease and the investor may get back less than the amount invested. The income of the Fund from investment in securities may fluctuate and a part of the capital invested may be used to pay that income. Alpha Capital Company is not obliged to accept the redemption request of the units at the value of the offering. The value of the units and their revenues are subject to fluctuations. The investment may not be suitable for all recipients; Alpha Capital Company recommends that if they have any doubts, they should seek advice from their investment adviser. Fees and charges apply as per Terms and Conditions ("T&C"); please refer to the T&Cs for more details on the risks involved while investing in the Fund. To obtain a copy of the T&Cs, information memorandum (if any), fund reports to unitholders and financial statements, please visit our website www.alphacapital.com.sa or call 920033594 or visit us on our main office. Alpha Capital Company may invest into the Fund and has or may have a position or holding in the securities concerned or in related securities.