

As of Tuesday, 31-Mar-2026

The objective of the fund

YAQEEN Petrochemical ETF aims to provide investors with long term capital appreciation and growth. The Fund passively invests in the listed Saudi equities of the Petrochemical sector in order to achieve the results that correspond to the performance, before fees and expenses, of the Benchmark Index, namely Yaqeen Petrochemical Index.

Yaqeen Petrochemical ETF Fund Information

Fund Start Date	5-Jul-10
Unit price upon offering	SAR 20.00
Size of the Fund	SAR 8,544,468.80
Type of Fund	Open Ended Traded Fund
Currency of the Fund	Saudi Riyal
Level of Risk	High Risk
Benchmark	Yaqeen Petrochemical Index
Number of distributions	Not Applicable
Percentage of Fees for the management of the invested funds	0.50% (of N.A.V.)
The Investment Advisor & Fund sub-manager	Not Applicable
Number of days of the weighted average	Not Applicable
Full Ownership	100%
Usufruct right	0%

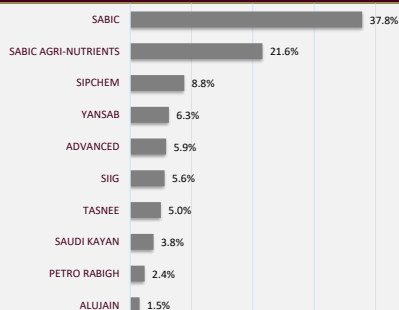
Price information as at the end of the relevant quarter

Unit Price	SAR 26.29067
Change in unit price (compared to the previous quarter)	19.83%
Dual unit price for money market funds, and debt instruments funds with fixed income	Not Applicable
Total Units of the Fund	325,000
Fund Net Assets	SAR 8,544,468.80
Price to Earnings Ratio	21.87

Fund information as at the end of the relevant quarter

Total Expense Ratio (TER)	0.2822% (SAR 021,409)
Borrowing percentage (if any)	None
Dealing Expenses	SAR 334.25
Investment of the fund manager (if any)	44.39% (SAR 3,793,270.91)
Distributed profits	None
% of fees for the mgt. of the invested funds	Not applicable
% of Total Amount dealing to AUM avg	0.00441%

Top Investments (% to Total Portfolio)



Note: values as of the 1st trading day of the quarter

Return Table

Short Term	1 Week	1 Month	3 Months	6 Months	YoY
Fund	7.00%	17.27%	19.83%	-0.98%	3.22%
Benchmark	7.16%	15.73%	18.13%	-2.56%	0.18%
Difference	-0.16%	1.54%	1.70%	1.58%	3.03%

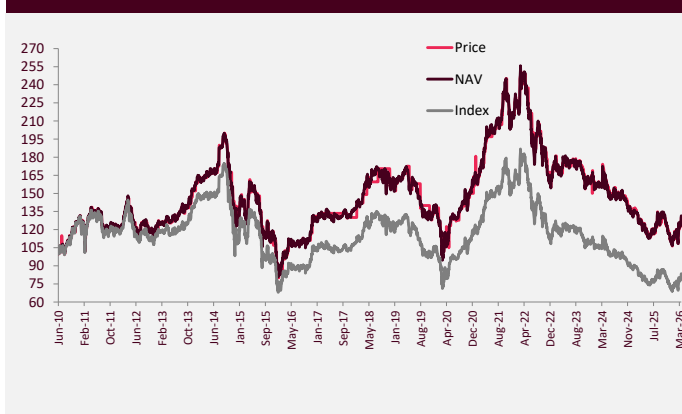
Calendar Return	2022	2023	2024	2025	YTD
Fund	-20.67%	-2.68%	-18.48%	-18.59%	19.83%
Benchmark	-23.50%	-5.76%	-20.38%	-21.08%	18.13%
Difference	2.83%	3.09%	1.91%	2.48%	1.70%

Cumulative Return	3 Months	YTD	1 Year	3 Years	5 Years
Fund	19.83%	19.83%	3.22%	-21.48%	-28.58%
Benchmark	18.13%	18.13%	0.18%	-28.47%	-38.76%
Difference	1.70%	1.70%	3.03%	6.98%	10.18%

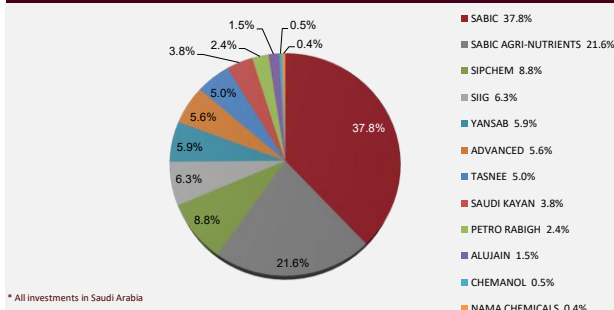
Statistical Analysis

VERSUS BENCHMARK	3 Months	YTD	1 Year	3 Years	5 Years
Alpha	1.70%	1.70%	3.03%	2.82%	2.83%
Beta	0.99	0.99	0.94	0.97	0.77
Tracking Error	1.68%	1.61%	1.01%	0.97%	1.22%
Information Ratio	0.886	0.842	0.729	0.704	0.604
Standard Deviation	12.08%	11.80%	9.84%	8.48%	9.65%
Sharpe Ratio	1.476	1.510	0.124	-1.149	-0.882
Treynor Ratio	0.180	0.180	0.180	-0.101	-0.110

Performance Fund vs Benchmark



Sectoral Allocation & Geographic*



* All Investments in Saudi Arabia

Note: values as of the 1st trading day of the quarter

Disclaimer:

There is no guarantee that the Fund will continue to hold any particular securities or continue investing in any particular sectors. Holdings are subject to change. Investing in this investment fund is not a deposit with any bank, or an obligation of, and is not guaranteed by the Investment Manager. The performance of the fund or the benchmark does not reflect and could not be considered as a guide for the future performance, past performance is not necessarily a guide to future performance and does not guarantee future results and the Fund remains subject to investment risk. The fund manager is not obliged to accept the redemption requests by the subscribed price. In addition, the fund unit price, values or income may fall and the investor may get back less than he invested. The information mentioned here is not considered as an advice to buy, sell, or commit any investment actions. The Fund manager may have a position or holding in the securities concerned or in related securities and/or may have provided within the previous 12-month significance advice or security business services to the issuer of the securities concerned or of a related security. Service and performance fees/charges apply. Current and potential investors must read the fund terms and conditions and its updates and the principal investment risks thoroughly, as it contains detailed information about the Fund and the risks associated with investing in this investment fund. This investment may not be suitable for all recipients of this bulletin so the fund terms and conditions must be reviewed and understood and you should seek advice from your investment adviser before making investment decision about this fund.

To get the Terms and Conditions and see all the details related to Yaqeen Capital funds and products please visit our branches or our website: www.yaqeen.sa or call/send fax Customer Services : 800 122 2992/+966 11 205 4827 email : support@yaqeen.sa.
Yaqeen Capital is licensed by the Capital Market Authority (CMA) license No.: 06020-37 and its head office address is: Olaya Street, P.O. Box 884, Riyadh 11421, Kingdom of Saudi Arabia.



As of Tuesday, 31-Mar-2026

Analytical Metrics Reference

Metric	Formula	Notation
Standard Deviation	$\sqrt{\frac{1}{n-1} \sum_{i=1}^n (R_i - \bar{R})^2}$	Ri = individual data point
		\bar{R} = average return
		n = number of observations
Sharp Ratio	$\frac{R_p - R_f}{\sigma_p}$	Rp = Expected portfolio return
		Rf = Long-term Risk-free rate
		σ_p = Standard deviation of portfolio returns (a measure of risk)
Tracking Error	Standard Deviation of (P - B)	Where P is portfolio return and B is benchmark return.
Beta	$\beta = \frac{\sum_{t=1}^n (R_{\text{benchmark},t} - \bar{R}_{\text{benchmark}})(R_{\text{fund},t} - \bar{R}_{\text{fund}})}{\sum_{t=1}^n (R_{\text{benchmark},t} - \bar{R}_{\text{benchmark}})^2}$	β = Beta coefficient
		Rfund,t = Return of the fund at timet
		Rbenchmark,t = Return of the benchmark at timet
		Rfund = Average (mean) return of the fund
		Rbenchmark = Average (mean) return of the benchmark
		n = Number of observations (days, if using daily returns)
Alpha	Excess Return = Rp - Rb	Rp = Portfolio return
		Rb = Benchmark return

Disclaimer:

There is no guarantee that the Fund will continue to hold any particular securities or continue investing in any particular sectors. Holdings are subject to change. Investing in this investment fund is not a deposit with any bank, or an obligation of, and is not guaranteed by the Investment Manager. The performance of the fund or the benchmark does not reflect and could not be considered as a guide for the future performance, past performance is not necessarily a guide to future performance and does not guarantee future results and the Fund remains subject to investment risk. The fund manager is not obliged to accept the redemption requests by the subscribed price. In addition, the fund unit price, values or income may fall and the investor may get back less than he invested. The information mentioned here is not considered as an advice to buy, sell, or commit any investment actions. The Fund manager may have a position or holding in the securities concerned or in related securities and/or may have provided within the previous 12-month signification advice or security business services to the issuer of the securities concerned or of a related security. Service and performance fees/charges apply. Current and potential investors must read the fund terms and conditions and its updates and the principal investment risks thoroughly, as it contains detailed information about the Fund and the risks associated with investing in this investment fund. This investment may not be suitable for all recipients of this bulletin so the fund terms and conditions must be reviewed and understood and you should seek advice from your investment adviser before making investment decision about this fund.

To get the Terms and Conditions and see all the details related to Yaqeen Capital funds and products please visit our branches or our website: www.yaqeen.sa or call/send fax Customer Services : 800 122 2992/+966 11 205 4827 email : support@yaqeen.sa.

Yaqeen Capital is licensed by the Capital Market Authority (CMA) license No.: 06020-37 and its head office address is: Olaya Street, P.O. Box 884, Riyadh 11421, Kingdom of Saudi Arabia.