


Fund Fact Sheet

Q2 2022

جدوى ريت الحرمين
Jadwa REIT Al Haramain



Market Cap	SAR 490.38mn
Outstanding Units	66,000,000
Unit trading price at the end of the quarter Price	SAR 7.43
NAV**	SAR 579.71mn
Total assets value	SAR 839.36mn
NAV Per Unit	SAR 8.78
Portfolio Value	SAR 799.39mn
Listing Date	30/4/2017
Fund Term	99 Years
Dividend Frequency	Semi Annual
Tadwaul Ticker	4332
Bloomberge Ticker	JADWA AB EQUITY
Management Fee's	1% of NAV
Custodian Fee's	0.025% of NAV
Administrator Fee's	SAR 145,191
Other Fund Fee's	up to 0.5% of NAV

The numbers are as of 30 June 2022 and are unaudited

**NAV: Net Asset Value is based on fair value of portfolio valuations at 31 December 2021.

Material changes:

On 02/06/2022G, Jadwa Investment Company ("Fund Manager"), in its capacity as the manager of the Jadwa REIT Al Haramain Fund (the "Fund"), announces the signing of a management and operation contract with Emaar Al Diyafa Hotels Company for the purpose of managing and operating Tharawat Andalusia Hotel (the "Hotel") located in Makkah, the contract also includes the responsibilities of marketing, maintenance and supervision of the hotel.

Contact info:

(966) 11 279 1111
P.O. BOX 60677 Riyadh 11555
Sky Towers, King Fahd Road, Kingdom of Saudi Arabia
www.jadwa.com

Disclaimer:

Jadwa Investment or its directors, staff, or affiliates makes no warranty, representation or undertaking whether expressed or implied, nor does it assume any legal liability, whether direct or indirect, or responsibility for the accuracy, completeness, or usefulness of any information that is contained in this material. It is not the intention of this material to be used or deemed as an advice, option or for any action that may take place in future. Unless otherwise stated, all information contained in this material shall not be reproduced, in whole or in part, without the specific written permission of Jadwa Investment. The content of this document is for information purposes only. Jadwa Investment does not hold itself out as providing legal, financial or other advice via this document. Investments in Jadwa's products are governed by their Terms and Conditions. Some products are exposed to foreign currencies and changes in currency exchange rates which may have an adverse effect on the value and price. The product's value is subject to fluctuations and the investor may not receive the full amount that is originally invested. The information provided in this document may be changed at any time without prior notice. Past performance is not an indicative of future returns. Jadwa Investment is authorized and regulated by the Capital Market Authority of Saudi Arabia.

Jadwa REIT Al Haramain Fund is a closed-ended Sharia compliant real estate investment-traded fund listed in the Saudi Stock Exchange (Tadawul). The primary objective of the fund is to provide its investors with current income by investing in income-generating real estate assets in Saudi Arabia, with a primary focus on the Holy cities of Makkah and Medina.

Key Highlights

Rental income for the period¹	SAR 911,223
Total expenses for the period*	SAR 348,710
Rental income to NAV per unit	0.00%
Dividend yield	0.00%
Total dividends distributed	-
Expense ratio*	0.04%
Loan-to-value ratio (as of 30 June 2022)	30.14%
Loan availability period	31 July 2021
Loan due date	31 August 2022
Fund manager investment details in the fund's units	-

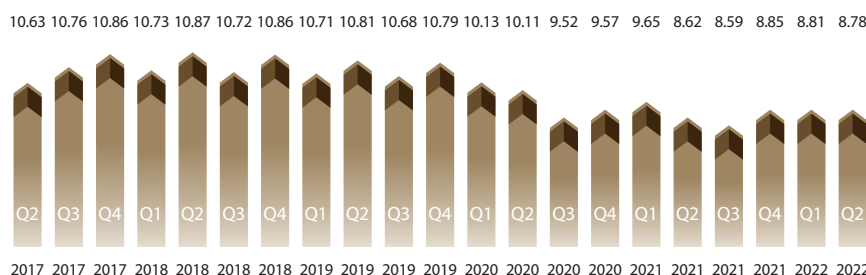
¹ Rental income is income post temporary suspension of lease contracts due to COVID 19 restrictions.

* Expenses excludes financial charges, depreciation and amortization.

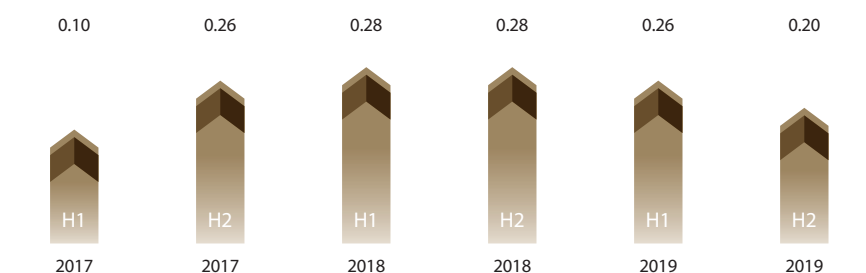
The numbers represent the quarter ending 30 June 2022 and are unaudited.

As of June 30, 2022 the Fund Manager has not announced dividends distributions relating to the Second quarter of year 2022

Net Asset Value (SAR per Unit)

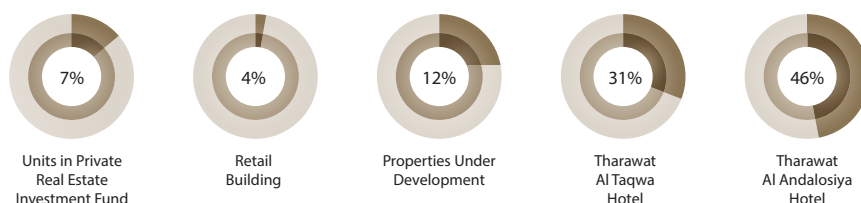


Dividend Distribution (SAR per Unit)



*The fund will not distribute dividends for H1 2021.

Portfolio Allocation by Asset



* Portfolio occupancy rate at the end of the quarter for Tharawat Al Taqwa Hotel and Retail Building is 100%

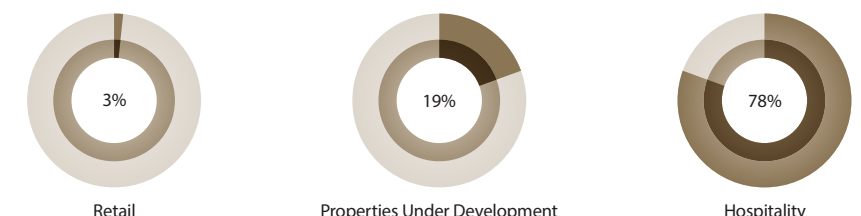
* Portfolio occupancy rate at the end of the quarter for Tharawat Al Andalusiya Hotel and Properties Under Development is 0%

Portfolio Allocation by Proximity



* The portfolio allocation by proximity only includes the direct investment in real estate income generating assets.

Portfolio Allocation by Sector




* The portfolio allocation by sector only includes the direct investment in real estate income generating assets.



Fund Fact Sheet

Q2 2022

جدوى ريت الحرمين
Jadwa REIT Al Haramain



Key Highlights

Expenses	Expenses during Q2	% of expenses from NAV	Maximum expenses
Management Fee	-	0.000%	1% of NAV
Register Fee	100,000	0.017%	400,000
Professional Fees	75,188	0.013%	0.5% of NAV
Custody Fee	36,018	0.006%	0.025% of NAV
Listing Fee	44,970	0.008%	300,000
Administration Fee	28,978	0.005%	145,191
Insurance Premiums	-	0.000%	0.5% of NAV
Property Valuation Fees	24,405	0.004%	0.5% of NAV
Audit Fee	8,750	0.002%	35,000
Legal Fee	-	0.000%	0.5% of NAV
Tax Fee	1,421	0.000%	0.5% of NAV
Bank Charges	-	0.000%	0.5% of NAV
Directors Fee	5,000	0.001%	20,000
Other Expenses	23,980	0.004%	0.5% of NAV
Total	348,710	0.060%	

Key Highlights

Dividends distribution policy	Annual dividend distributions of not less than 90% of the Fund's annual net profits
Total dividends distributed in the reporting quarter (Any dividend subsequent to the last disclosed report)*	-
Dividends distributed per unit*	-
Dividends distributed on unit price*	-
Eligibility to cash dividends distributed during the reporting quarter*	-
"Number of outstanding units for which dividends were distributed during the quarter"	-
Percentage of distribution to Fund's Net Asset Value	-

* There are no distributions resulting from the proceeds of previous sales up to the same quarter of the previous year

