

3rd Quarter 2021

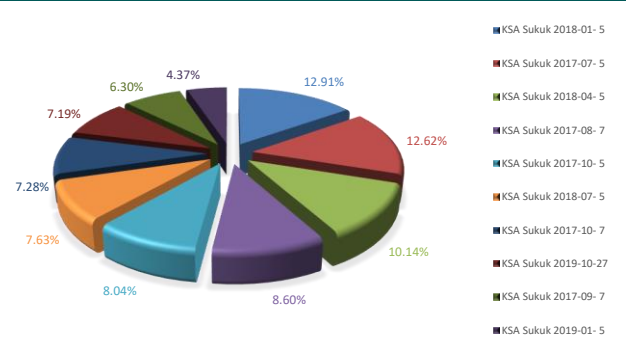
Objective of the Fund

Alinma Saudi Government Sukuk ETF Fund - Short Maturity, is an ETF Fund that invests in a basket of Shariah-approved Short Maturity Saudi sovereign Sukuk issued by the Saudi government and listed in the main market with a tenure of between (0 to 5 years) from the date of including them to the index. The Fund Manager will apply a passive management approach in mirroring the performance of the index (iBoxx Tadawul SAR Government Sukuk 0-5) to generate a performance that mimic the performance of the index (before fees and expenses), distribute periodic returns, reduce cost, increase efficiency, as well as enhance liquidity by concentrating on such income-generating investment instruments which enable individuals to invest in debt capital market instruments with more flexibility, resulting in the promotion of the saving culture among investors which is one of the Saudi Vision 2030 key.

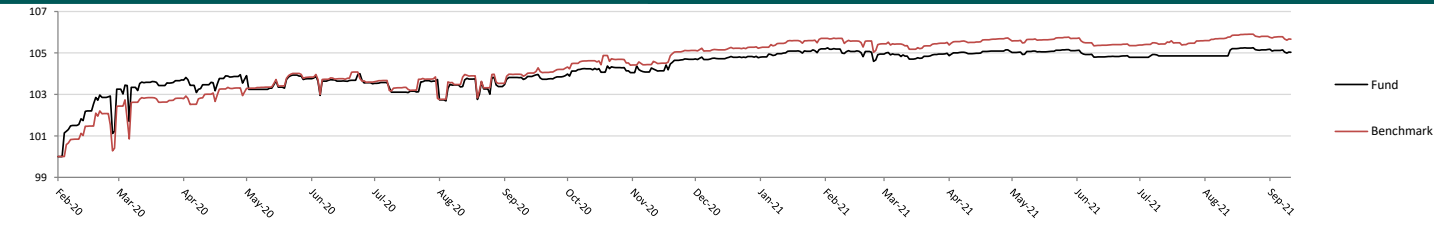
Fund Information

Fund Start Date	24 February 2020
Unit Price upon Offering	100.00
Size of the Fund	1,277,246,486.25
Type of Fund	Open-ended Fund
Currency of the Fund	Saudi Riyal
Level of Risk	Low to Medium
Benchmark	iBoxx Tadawul SAR Government Sukuk 0-5 TRI
Number of Distributions	Not Applicable
Percentage of Fees for the management of the invested funds	0.25%
Investment Advisor & Fund sub-manager	Not Applicable
Number of days of the weighted average	Not Applicable
Full Ownership	100%
Usufruct Right	0%

Top Ten Investments



Fund Performance since beginning



Disclaimer

This material is produced by Alinma Investment Company, a firm authorized and regulated by the Capital Market Authority of Kingdom of Saudi Arabia. Past performance is not a guide to future returns. All the information contained in this document is believed to be reliable but may be inaccurate or incomplete. A full explanation of the characteristics of the investment is given in the prospectus. Any opinions stated are honestly held but are not guaranteed. The outlook expressed in this fact sheet represents the views of the fund manager at the time of preparation and are not necessarily those of the Alinma Investment as a whole. They may be subject to change and should not be interpreted as investment advice. The document is meant for financial promotion and does not provide you with all the facts you need to make an informed decision about investing and hence is not intended to constitute investment advice. The information provided should not be considered as a recommendation or solicitation to purchase, sell or hold these securities. It should also not be assumed that any investment in these securities was or will be, profitable. Alinma Investment accepts no liability for any loss arising from the use of this document or its contents or otherwise arising in connection therewith. Alinma Investment shall have no responsibility or liability whatsoever in respect of any inaccuracy in or omission from this or any other document prepared by Alinma Investment for, or sent by Alinma Investment to any person and any such person shall be responsible for conducting his own investigation and analysis of the information contained or referred to in this document and of evaluating the merits and risks involved in the securities forming the subject matter of this or other such document.

Fund Information as at the end of Third Quarter 2021 (September 2021)

Total Expense Ratio (TER)	SAR	804,333.28	0.06%
Borrowing Percentage	SAR	0.00	0.00%
Dealing Expenses	SAR	0.00	0.000%
Investment of the Fund Manager	SAR	0.00	0.000%
Distributed Profits	SAR	0.00	0.00%

Revenue

	3M	YTD	1Y	3Y	5Y
Fund Performance	0.21%	0.30%	1.22%	-	-
Benchmark Performance	0.29%	0.49%	1.67%	-	-
Performance Difference	-0.07%	-0.19%	-0.46%	-	-

Performance & Risk

	3M	YTD	1Y	3Y	5Y
Standard Deviation	0.58%	0.86%	1.02%	3.15%	3.15%
Sharpe	0.05	-0.32	0.28	0.32	0.28
Tracking Error	0.61%	0.54%	0.86%	1.96%	1.96%
Beta	0.43	0.75	0.63	0.85	0.85
Alpha	0.25%	-0.07%	0.11%	0.11%	0.11%
Information Index	-0.33	-0.33	-0.36	-0.13	-0.13

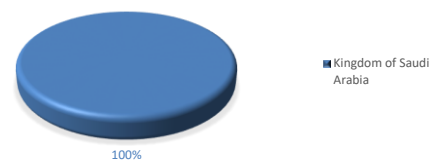
Price Information as at the end of Third Quarter 2021 (September 2021)

Unit Price - at the end of Quarter	102.1555
Change in Unit Price	0.21%
Dual Unit Price	100.8367
Total Units of the Fund	12,500,000.00
Total Net Assets	1,276,944,365.76
P/E Ratio	Not Applicable

Fund's Asset Distribution (Sector/Geographic)

Sector Allocation

* Not Applicable



Head Office

P. O. Box 55560
Riyadh 11544
KSA
Tel +966 (11) 218 5999
Fax +966 (11) 218 5970
email info@alinmainvest.com
Website www.alinmainvestment.com