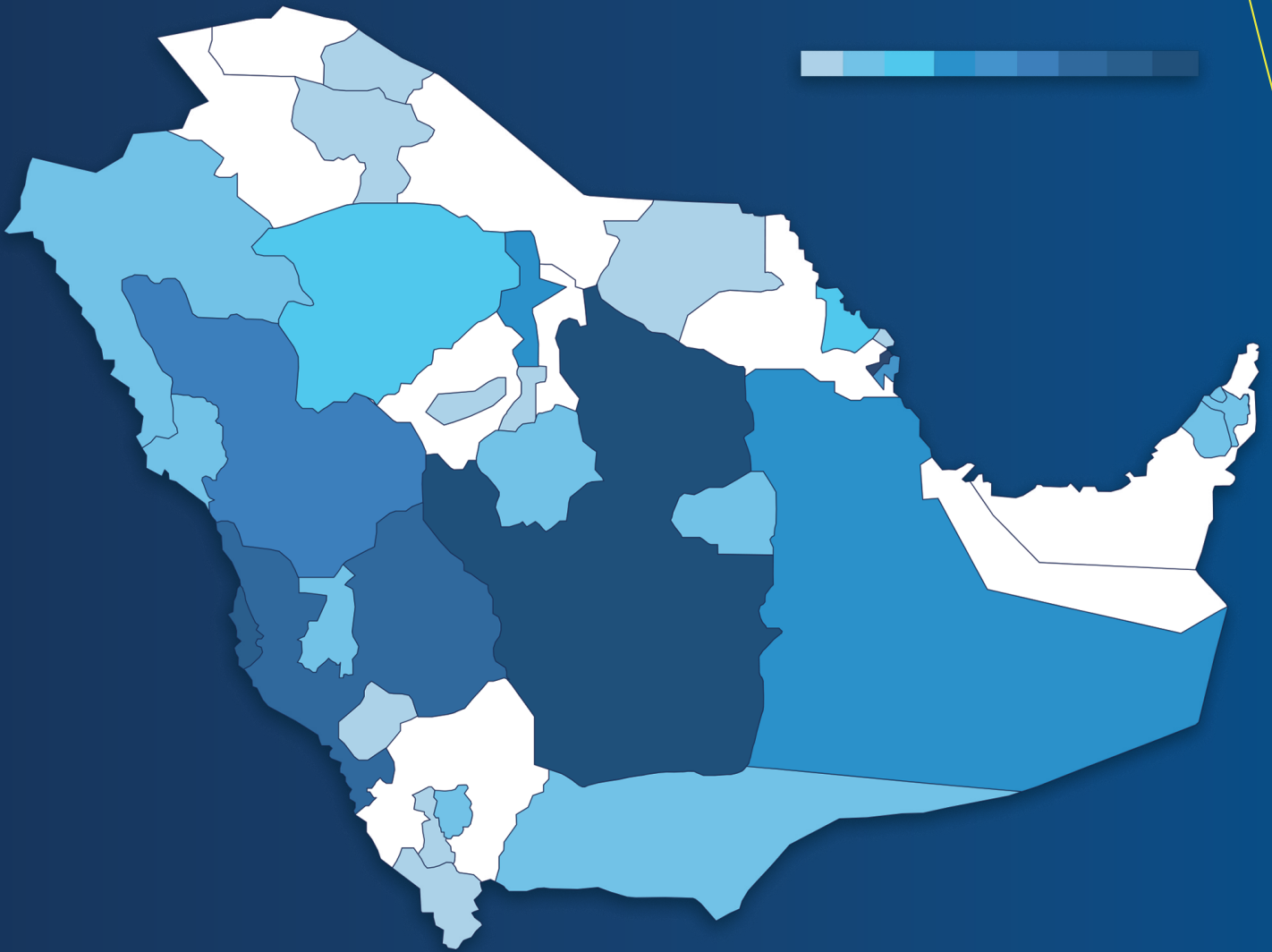


Path to Strength Delivering Growth



Q1 2026 Results Release

Leejam Sports Company Releases Q1 2026 Result

Q1 2026

REVENUE

0%

(Compared to Q1 2025)

369

SAR Million

GROSS PROFIT

(9%)

(Compared to Q1 2025)

118

SAR Million

EBITDA

(4%)

(Compared to Q1 2025)

165

SAR Million

Adj. NET PROFIT

(21%)

(Compared to Q1 2025)

49

SAR Million

NUMBER OF MEMBERS



432K (3%)

(Compared to 31st March 2025)

NUMBER OF CENTERS



246 +21

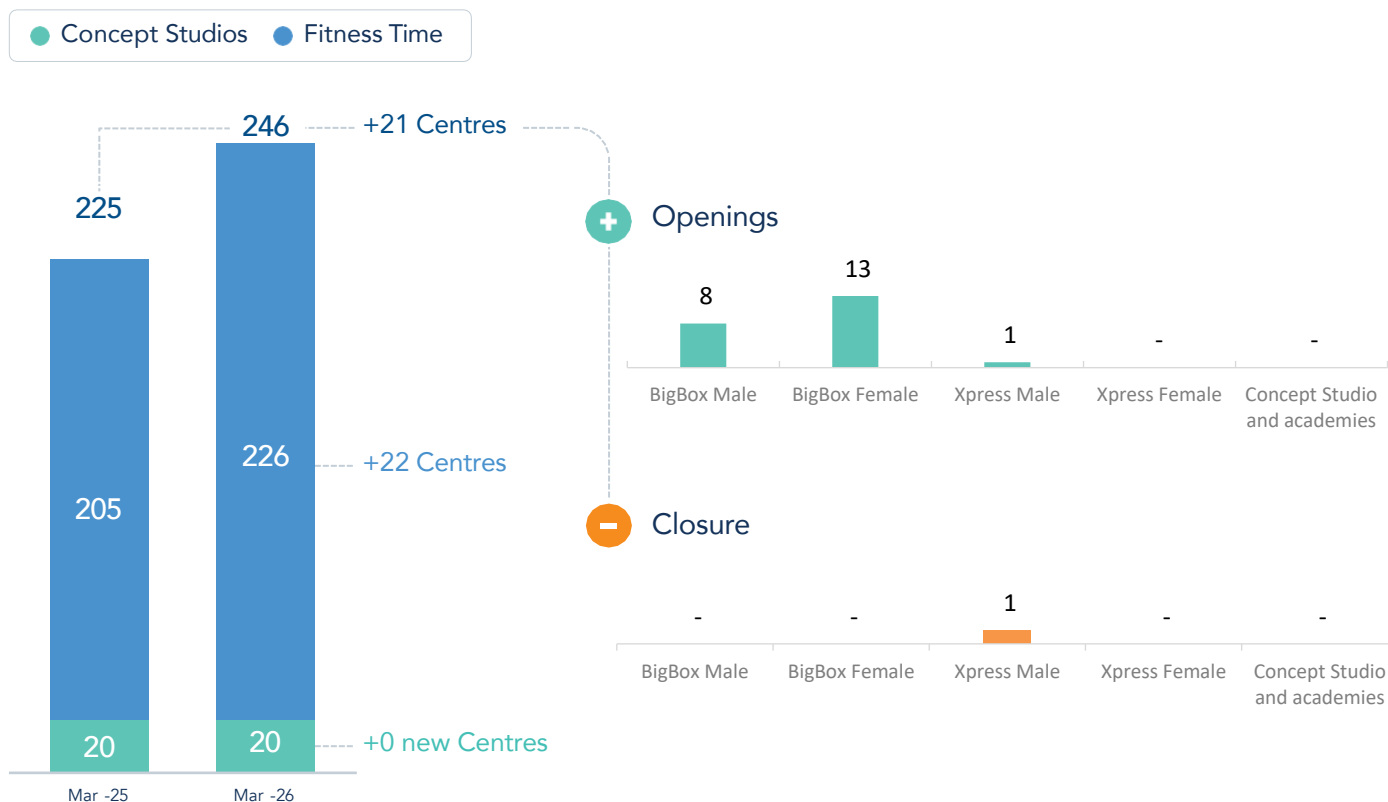
(Compared to 31st March 2025)

Segments Highlights

(SAR Million)	Q1 2026	Q1 2025	Change %
Membership Revenue	312	312	0%
Paid Programs Revenue	43	48	-10%

(SAR Million)	Q1 2026	Q1 2025	Change %
Male Segment Revenue	255	267	-4%
Female Segment Revenue	103	99	4%

Center Movement during the last twelve months



Financial Summary

P&L SUMMARY

(SAR Million)	Q1 2026	Q1 2025	Change %
Revenue	369	369	0%
Gross Profit	118	130	(9%)
Operating Profit	77	89	(13%)
EBITDA*	165	172	(4%)
Net Profit	49	71	(31%)
EPS (SAR)	0.96	1.36	-
Normalized Net Profit	49	62	(21%)

(SAR Million)	Q1 2026	Q1 2025	Change %
Gross Profit Margin	32%	35%	(3%)
Operating Profit Margin	21%	24%	(3%)
EBITDA Margin	45%	47%	(2%)
Net Profit Margin	13%	19%	(6%)
Normalized Net Profit Margin	13%	17%	(4%)

BALANCE SHEET SUMMARY

(SAR Million)	31 st March 2026	31 st December 2025	Change %
Cash & Cash Equivalents	163	170	(4%)
Total Assets	3,942	4,011	(2%)
Deferred Revenue	501	548	(9%)
Total Liabilities	2,788	2,808	(1%)
Total Equity	1,154	1,203	(4%)

CASH FLOWS SUMMARY

(SAR Million)	Q1 2026	Q1 2025	Change %
Operating Cash Flows	140	90	56%
CAPEX Net.	(40)	(127)	(69%)
Free Cash Flows	100	(37)	-

* EBITDA = (Operating profit + Depreciation + Amortization)

Footprint

(Q1 2026)

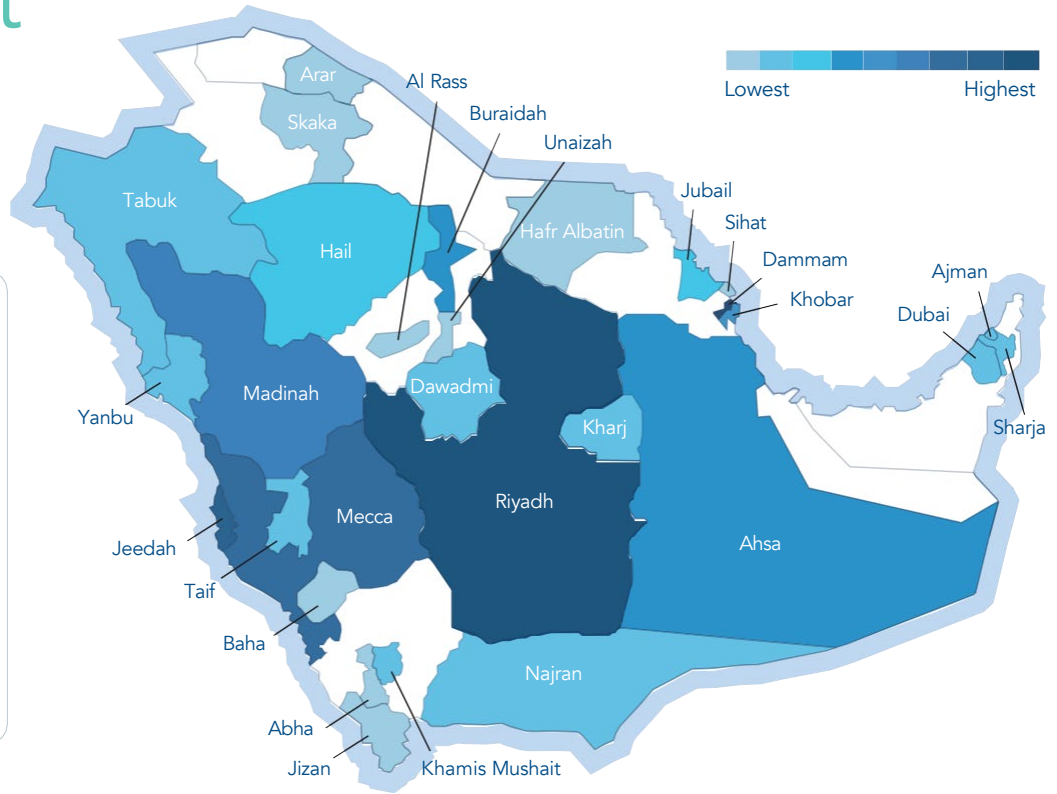
TOTAL
246
Centers & Studios




234
KSA




12
UAE



ESG Rating 

Leejam Sports Company SJSC

Industry Adjusted Score: 6.6
Weighted Average Key Issue Score: 5.2
Rating Action Date: March 23, 2026



CCC B BB BBB A AA AAA

Leejam Sports Company SJSC is AVERAGE among 82 Hotels & Travel

In 2026, Leejam Sports Company received a rating of A (on a scale of AAA-CCC) in the MSCI ESG Ratings assessment.*

* THE USE BY LEEJAM SPORTS COMPANY OF ANY MSCI ESG RESEARCH LLC OR ITS AFFILIATES ("MSCI") DATA, AND THE USE OF MSCI LOGOS, TRADEMARKS, SERVICE MARKS OR INDEX NAMES HEREIN, DO NOT CONSTITUTE A SPONSORSHIP, ENDORSEMENT, RECOMMENDATION, OR PROMOTION OF LEEJAM SPORTS COMPANY BY MSCI. MSCI SERVICES AND DATA ARE THE PROPERTY OF MSCI OR ITS INFORMATION PROVIDERS, AND ARE PROVIDED 'AS-IS' AND WITHOUT WARRANTY. MSCI NAMES AND LOGOS ARE TRADEMARKS OR SERVICE MARKS OF MSCI.

432k

Total Members

330k

Male Members

102k

Female Members

114k

Scheduled Classes

216k

Conducted PT sessions

653k

GX Attendance

100

Total Refurbished Centers

7.7M

Total Visits

Leejam currently operates the following fitness brands:



Fitness Time	Males 25+	Males 16+	Males 16+	Males 16+	Females 16+	Females 16+	Females 16+	Total
No. of Centers as of March 2026	4	93	15	39	68	2	5	226

NEW SEGMENTS:







Facility Type	Courts	Concept Studios	Academies
No. of Centers as of March 2026	38	17	3



About Leejam Sports Company

Listed on the Saudi Stock Exchange (Tadawul), Leejam Sports Company SJSJ owns and operates Fitness Time chains in Saudi Arabia and the United Arab Emirates.

Leejam's facilities provide a modern, clean, and welcoming environment for the community, filled with the latest in fitness technology, highly trained professional staff, and an operating philosophy that exceeds international standards.

Disclaimer

All information included in this document is for general use only and has not been independently verified, nor does it constitute or form part of any invitation or inducement to engage in any investment activity, nor does it constitute an offer or invitation or recommendation to buy or subscribe for any securities in the Kingdom of Saudi Arabia, or an offer or invitation or recommendation in respect of buying, holding or selling any securities of Leejam Sports Company.

Leejam Sports Company accepts no liability and will not be liable for any loss or damage arising directly or indirectly (including special, incidental or consequential loss or damage) from the use of contents in this document, howsoever arising, and including any loss, damage or expense arising from, but not limited to, any defect, error, imperfection, fault, mistake or inaccuracy with this document.

This document may include statements that are, or may be deemed to be, "forward-looking statements" with respect to the Company's financial position, results of operations and business. Information on the Company's plans, intentions, expectations, assumptions, goals and beliefs are for general update only and do not constitute or form part of any invitation or inducement to engage in any investment activity, nor does it constitute an offer or invitation or recommendation to buy or subscribe for any securities in any jurisdiction, or an offer or invitation or recommendation in respect of buying, holding or selling any securities of Leejam Sports Company.

Contact

Leejam Sports Company

Thumama Street
PO Box 295245
Riyadh 11352

Saudi Arabia
+966 56 414 9752
investor.relations@leejam.com.sa
www.leejam.com.sa