



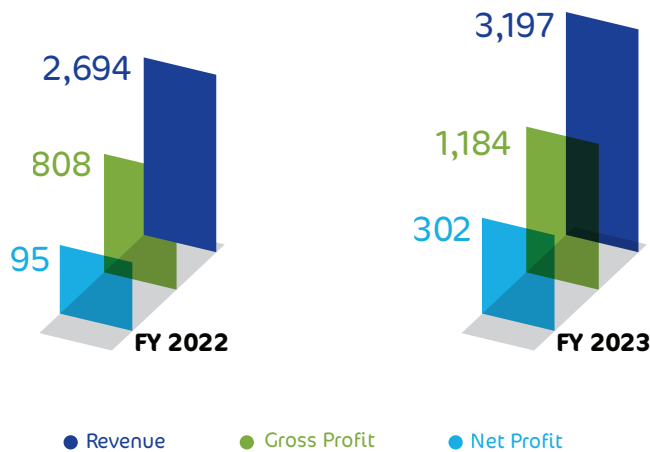


Financial KPIs FY 2023





Financial KPIs FY 2023

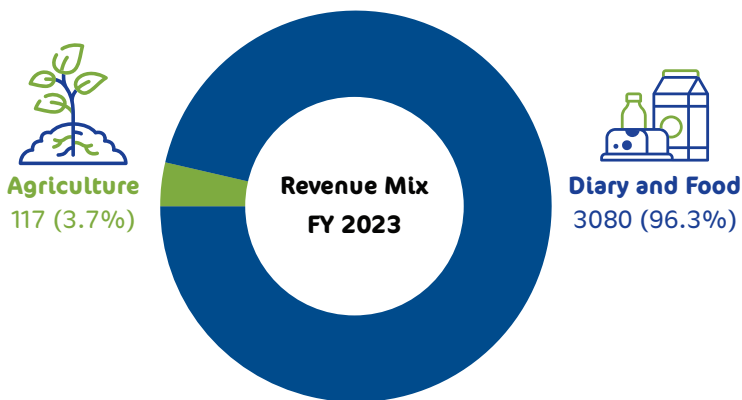


Yearly
Growth



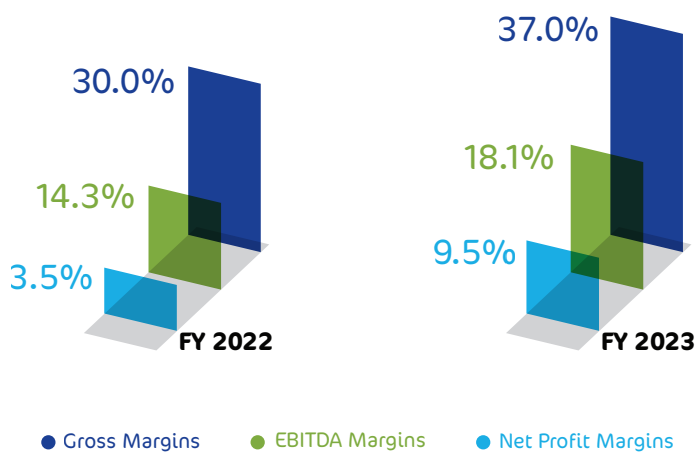
Revenue

+18.7%



Gross Profit

+46.5%



Net Profit

+216.3%



Financial Performance

Nadec achieves its highest profits in its history with an amount of **302.06** million riyals.

The stable market environment, good trading performance, operational efficiency, and automation have enabled the company to increase its profits by an amount of **216.3** million riyals, which represents a significant increase and the highest compared to previous years.

Elements	Current Year	Previous year	Change %
Sales / Revenue	3,196.97	2,694.25	18.66
Gross Profit	1,183.74	808.33	46.44
Operating Profit / (Loss)	344.55	147.03	134.35
Net Profit / (Loss) after Zakat and Tax	302.06	95.49	216.33
Total Comprehensive Income / (Loss)	312.00	99.33	214.10
Total Share Holders Equity (after deducting minority equity)	3,592.84	1,295.15	177.41
Earnings per Share (# SAR)	1.77	0.61	

All figures are in (Millions) Saudi Arabian Riyals



Nadec

National Agricultural Development Company

Kingdom of Saudi Arabia

Tel: +966 11 202 7777

Email: IR@nadec.com.sa

nadec.com

