

**SAUDI INDUSTRIAL INVESTMENT GROUP
COMPANY
(A Saudi Joint Stock Company)**

**CONSOLIDATED FINANCIAL STATEMENTS
FOR THE YEAR ENDED 31 DECEMBER 2025
AND INDEPENDENT AUDITOR'S REPORT**

**SAUDI INDUSTRIAL INVESTMENT GROUP COMPANY
(A Saudi Joint Stock Company)
CONSOLIDATED FINANCIAL STATEMENTS
FOR THE YEAR ENDED 31 DECEMBER 2025**

	Page
Independent auditor's report	2 - 6
Consolidated statement of financial position	7
Consolidated statement of profit or loss and other comprehensive income	8
Consolidated statement of changes in equity	9 - 10
Consolidated statement of cash flows	11
Notes to the consolidated financial statements	12 - 49



Independent auditor's report to the shareholders of Saudi Industrial Investment Group Company

Report on the audit of the consolidated financial statements

Our opinion

In our opinion, the consolidated financial statements present fairly, in all material respects, the consolidated financial position of Saudi Industrial Investment Group Company (the "Company") and its subsidiaries (together the "Group") as at 31 December 2025, and its consolidated financial performance and its consolidated cash flows for the year then ended in accordance with International Financial Reporting Standards, that are endorsed in the Kingdom of Saudi Arabia, and other standards and pronouncements issued by the Saudi Organization for Chartered and Professional Accountants (SOCPA).

What we have audited

The Group's consolidated financial statements comprise:

- the consolidated statement of financial position as at 31 December 2025;
- the consolidated statement of profit or loss and other comprehensive income for the year then ended;
- the consolidated statement of changes in equity for the year then ended;
- the consolidated statement of cash flows for the year then ended; and
- the notes to the consolidated financial statements, comprising material accounting policy information and other explanatory information.

Basis for opinion

We conducted our audit in accordance with International Standards on Auditing, that are endorsed in the Kingdom of Saudi Arabia. Our responsibilities under those standards are further described in the *Auditor's Responsibilities for the Audit of the Consolidated Financial Statements* section of our report.

We believe that the audit evidence we have obtained is sufficient and appropriate to provide a basis for our opinion.

Independence

We are independent of the Group in accordance with the International Code of Ethics for Professional Accountants (including International Independence Standards), endorsed in the Kingdom of Saudi Arabia (the "Code"), as applicable to audits of financial statements of public interest entities. We have also fulfilled our other ethical responsibilities in accordance with the Code's requirements.

Our audit approach

Overview

- Key Audit Matters
- Impairment assessment of investments in Saudi Chevron Phillips Company, Jubail Chevron Phillips Company and Saudi Polymers Company
-

As part of designing our audit, we determined materiality and assessed the risks of material misstatement in the consolidated financial statements. In particular, we considered where management made subjective judgements; for example, in respect of significant accounting estimates that involved making assumptions and considering future events that are inherently uncertain.

Branch of PricewaterhouseCoopers Public Accountants (Professional Limited Liability Company), Al Hugayet Tower, floor 15
T: +966 (13) 849-6311, F: +966 (13) 849-6281



Independent auditor's report to the shareholders of Saudi Industrial Investment Group Company (continued)

Our audit approach (continued)

As in all of our audits, we also addressed the risk of management override of internal controls, including among other matters consideration of whether there was evidence of bias that represented a risk of material misstatement due to fraud.

We tailored the scope of our audit in order to perform sufficient work to enable us to provide an opinion on the consolidated financial statements as a whole, taking into account the structure of the Group, the accounting processes and controls, and the industry in which the Group operates.

Key audit matters

Key audit matters are those matters that, in our professional judgment, were of most significance in our audit of the consolidated financial statements of the current period. These matters were addressed in the context of our audit of the consolidated financial statements as a whole, and in forming our opinion thereon, and we do not provide a separate opinion on these matters.

Key audit matter	How our audit addressed the Key audit matter
------------------	--

<i>Impairment assessment of investments in Saudi Chevron Phillips Company, Jubail Chevron Phillips Company and Saudi polymers Company</i>	
---	--

<p>As at 31 December 2025, the Group had investments in joint ventures amounting to Saudi Riyals 7,644.3 million, of which Saudi Riyals 7,586.3 million pertains to the Group's investments in Saudi Chevron Phillips Company ("SCP"), Jubail Chevron Phillips Company ("JCP") and Saudi Polymers Company ("SPCo"). Carrying value of the Group's investments in SCP, JCP and SPCo were Saudi Riyals 550.8 million, Saudi Riyals 336.1 million and Saudi Riyals 6,699.4 million, respectively.</p>	
--	--

<p>At each reporting date, the Group tests the carrying amount of each of its investments in joint ventures for impairment whenever events or changes in circumstances indicate that the carrying amount may not be recoverable.</p>	
--	--

<p>When one or more impairment triggers are identified, management estimates the recoverable amount, being the higher of value-in-use and fair value less costs of disposal, for each individual investment in a joint venture.</p>	
---	--

	<p>Our audit procedures included the following:</p>
--	---

- | | |
|--|---|
| | <ul style="list-style-type: none">● Assessed management's identification of impairment indicators, including the conclusions reached. We also evaluated the design and implementation of key controls over the impairment assessment processes comprising impairment indicators identification and the estimation of recoverable amounts;● Evaluated the reasonableness of the management's assumptions and estimates used to determine the recoverable amount of the investments in SCP, JCP and SPCo. This included:<ul style="list-style-type: none">(i) Assessing the methodology used by management to estimate the value-in-use by validating, on a sample basis, the accuracy and appropriateness of the input data in the discounted cash flow models to supporting documentation, such as the approved business plans. We considered the reasonableness of such business plans by comparing the business plans to the historical results and external market data, particularly with respect to product sales pricing, and comparing the current year's actual results with its forecast. We also inquired with the management of SCP, JCP and SPCo to understand the basis for the assumptions used in the business plans; |
|--|---|

Independent auditor's report to the shareholders of Saudi Industrial Investment Group Company (continued)

Key audit matter	How our audit addressed the Key audit matter
<p><i>Impairment assessment of investments in Saudi Chevron Phillips Company, Jubail Chevron Phillips Company and Saudi polymers Company (continued)</i></p> <p>Recoverable amounts, in the case of value-in-use, comprise the Group's share of the discounted cash flows expected to be generated from the respective joint venture's underlying assets as reduced by the fair value of outstanding debt of the respective joint venture at the measurement date. Such estimate is based on the management's view of key inputs around future business growth in the forecasted period as well as external market conditions such as future product prices as set out in the approved business plan of the respective joint ventures. It also requires management to make estimates of future business growth and to determine the most appropriate discount rate.</p> <p>As at 31 December 2025, the management identified an impairment indicator in its investments in SCP, JCP and SPCo.</p> <p>Based on the impairment assessment, the management determined that the recoverable amount of investments in SCP, JCP and SPCo were higher than the carrying value resulting in no impairment loss to be recognised as at 31 December 2025.</p> <p>We considered this as a key audit matter as the assessment of the recoverable amount of investments in the joint ventures requires complex estimation and significant judgement by management primarily around product prices, future economic and market conditions, growth rates and discount rates.</p> <p>Refer to Note 2.5 to the consolidated financial statements for the accounting policy relating to the impairment of non-financial assets, Note 3 for the disclosure of critical accounting estimates and judgements and Note 6.1 for the disclosure of matters related to impairment assessment of investments in SCP, JCP and SPCo.</p>	<ul style="list-style-type: none"> (ii) Assessing the reasonableness of the forecast period and corroborating management's assessment with the respective operations team and corroborating with our knowledge of the industry and the underlying business; (iii) Assessing the appropriateness of the discounted cash flow projections in the calculation of the value-in-use, testing the reasonableness of key assumptions such as the future business growth and discount rates based on our knowledge of the business and industry by comparing the assumptions to historical results and published market and industry outlook data and other relevant information. Our internal valuation experts were engaged to assist us in the review of the reasonableness of discount rates assumed in the model; (iv) Assessing the mathematical accuracy and logical integrity of the underlying calculations of the discounted cash flow model, used in the calculation of the value-in-use and the Group's share of discounted cash flows expected to be generated from the underlying assets of SCP, JCP and SPCo as reduced by the amount of outstanding debt at the measurement date, where applicable; and (v) Performing sensitivity analyses over key assumptions in the calculation of the value-in-use in order to assess the potential impact on the recoverable amount of a range of possible outcomes. <ul style="list-style-type: none"> • Assessed the adequacy and appropriateness of the related disclosures in the accompanying consolidated financial statements.



Independent auditor's report to the shareholders of Saudi Industrial Investment Group Company (continued)

Other information

Management is responsible for the other information. The other information comprises information included in the Group's 2025 annual report but does not include the consolidated financial statements and our auditor's report thereon, which is expected to be made available to us after the date of this auditor's report.

Our opinion on the consolidated financial statements does not cover the other information and we will not express any form of assurance conclusion thereon.

In connection with our audit of the consolidated financial statements, our responsibility is to read the other information identified above when it becomes available and, in doing so, consider whether the other information is materially inconsistent with the consolidated financial statements or our knowledge obtained in the audit, or otherwise appears to be materially misstated.

When we read Group's 2025 annual report, if we conclude that there is a material misstatement therein, we are required to communicate the matter to those charged with governance.

Responsibilities of management and those charged with governance for the consolidated financial statements

Management is responsible for the preparation and fair presentation of the consolidated financial statements in accordance with International Financial Reporting Standards, that are endorsed in the Kingdom of Saudi Arabia and other standards and pronouncements issued by SOCPA, and the applicable requirements of the Regulations for Companies and the Company's By-laws, and for such internal control as management determines is necessary to enable the preparation of consolidated financial statements that are free from material misstatement, whether due to fraud or error.

In preparing the consolidated financial statements, management is responsible for assessing the Group's ability to continue as a going concern, disclosing, as applicable, matters related to going concern and using the going concern basis of accounting unless management either intends to liquidate the Group or to cease operations, or has no realistic alternative but to do so.

Those charged with governance, i.e. the Board of Directors, are responsible for overseeing the Group's financial reporting process.

Auditor's responsibilities for the audit of the consolidated financial statements

Our objectives are to obtain reasonable assurance about whether the consolidated financial statements as a whole are free from material misstatement, whether due to fraud or error, and to issue an auditor's report that includes our opinion. Reasonable assurance is a high level of assurance, but is not a guarantee that an audit conducted in accordance with International Standards on Auditing, that are endorsed in the Kingdom of Saudi Arabia, will always detect a material misstatement when it exists. Misstatements can arise from fraud or error and are considered material if, individually or in the aggregate, they could reasonably be expected to influence the economic decisions of users taken on the basis of these consolidated financial statements.

As part of an audit in accordance with International Standards on Auditing, that are endorsed in the Kingdom of Saudi Arabia, we exercise professional judgment and maintain professional scepticism throughout the audit. We also:

- Identify and assess the risks of material misstatement of the consolidated financial statements, whether due to fraud or error, design and perform audit procedures responsive to those risks, and obtain audit evidence that is sufficient and appropriate to provide a basis for our opinion. The risk of not detecting a material misstatement resulting from fraud is higher than for one resulting from error, as fraud may involve collusion, forgery, intentional omissions, misrepresentations, or the override of internal control.

Independent auditor's report to the shareholders of Saudi Industrial Investment Group Company (continued)

Auditor's responsibilities for the audit of the consolidated financial statements (continued)

- Obtain an understanding of internal control relevant to the audit in order to design audit procedures that are appropriate in the circumstances, but not for the purpose of expressing an opinion on the effectiveness of the Group's internal control.
- Evaluate the appropriateness of accounting policies used and the reasonableness of accounting estimates and related disclosures made by management.
- Conclude on the appropriateness of management's use of the going concern basis of accounting and, based on the audit evidence obtained, whether a material uncertainty exists related to events or conditions that may cast significant doubt on the Group's ability to continue as a going concern. If we conclude that a material uncertainty exists, we are required to draw attention in our auditor's report to the related disclosures in the consolidated financial statements or, if such disclosures are inadequate, to modify our opinion. Our conclusions are based on the audit evidence obtained up to the date of our auditor's report. However, future events or conditions may cause the Group to cease to continue as a going concern.
- Evaluate the overall presentation, structure and content of the consolidated financial statements, including the disclosures, and whether the consolidated financial statements represent the underlying transactions and events in a manner that achieves fair presentation.
- Plan and perform the group audit to obtain sufficient appropriate audit evidence regarding the financial information of the entities or business units within the Group as a basis for forming an opinion on the consolidated financial statements. We are responsible for the direction, supervision and review of the audit work performed for purposes of the group audit. We remain solely responsible for our audit opinion.

We communicate with those charged with governance regarding, among other matters, the planned scope and timing of the audit and significant audit findings, including any significant deficiencies in internal control that we identify during our audit.

We also provide those charged with governance with a statement that we have complied with relevant ethical requirements regarding independence, and to communicate with them all relationships and other matters that may reasonably be thought to bear on our independence, and where applicable, actions taken to eliminate threats or safeguards applied.

From the matters communicated with those charged with governance, we determine those matters that were of most significance in the audit of the consolidated financial statements of the current period and are therefore the key audit matters. We describe these matters in our auditor's report unless law or regulation precludes public disclosure about the matter or when, in extremely rare circumstances, we determine that a matter should not be communicated in our report because the adverse consequences of doing so would reasonably be expected to outweigh the public interest benefits of such communication.

PricewaterhouseCoopers



Sahar Hashem
License Number 439



11 March 2026

SAUDI INDUSTRIAL INVESTMENT GROUP COMPANY
(A Saudi Joint Stock Company)
Consolidated statement of financial position
(All amounts in Saudi Riyals thousands unless otherwise stated)

		As at 31 December	
	Note	2025	2024
Assets			
Non-current assets			
Property and equipment	5	51,572	1,772
Intangible assets		28	-
Investments accounted for using the equity method	6	7,875,492	8,329,969
Other assets	7	8,732	6,405
Total non-current assets		7,935,824	8,338,146
Current assets			
Prepayments and other current assets	8	4,201	8,505
Due from related parties	15	483,077	805,577
Short-term murabaha deposits		-	30,152
Cash and cash equivalents	9	399,645	919,068
Total current assets		886,923	1,763,302
Total assets		8,822,747	10,101,448
Equity and liabilities			
Equity			
Share capital	10	6,793,200	7,548,000
Share premium	1	7,970,520	7,970,520
Acquisition reserve	1	(6,349,090)	(6,349,090)
Share based payment reserve		916	-
Treasury shares	11	(200,117)	-
Retained earnings		382,332	665,087
Equity attributable to the shareholders of the Company		8,597,761	9,834,517
Non-controlling interest	4	24,094	-
Net equity		8,621,855	9,834,517
Liabilities			
Non-current liability			
Employee benefit obligations	12	33,474	28,499
Current liabilities			
Trade payables		1,034	-
Accrued and other liabilities	13	56,277	43,125
Due to a related party	15	1,734	-
Zakat provision	14	108,373	195,307
Total current liabilities		167,418	238,432
Total liabilities		200,892	266,931
Total equity and liabilities		8,822,747	10,101,448

The accompanying notes are an integral part of these consolidated financial statements.


Khalil Al-Watban
Chairman - Board of Directors



Abdulrahman S. Alismail
CEO


Husam Albader
CFO

SAUDI INDUSTRIAL INVESTMENT GROUP COMPANY
(A Saudi Joint Stock Company)
Consolidated statement of profit or loss and other comprehensive income
(All amounts in Saudi Riyals thousands unless otherwise stated)

	Note	Year ended 31 December	
		2025	2024
Share of net (loss) profit of investments accounted for using the equity method	6	(84,365)	183,396
General and administrative expenses	16	(72,107)	(68,350)
Operating (loss) profit		(156,472)	115,046
Finance income	17	22,626	28,581
(Loss) profit before zakat		(133,846)	143,627
Zakat credit	14	29,743	57,616
(Loss) profit for the year		(104,103)	201,243
Other comprehensive income			
<i>Items that will not be reclassified to profit or loss</i>			
Re-measurements of employee benefit obligations	12	(1,522)	(87)
Share of net other comprehensive loss of investments accounted for using the equity method	6	(10,481)	(11,803)
Other comprehensive loss for the year		(12,003)	(11,890)
Total comprehensive (loss) income for the year		(116,106)	189,353
(Loss) profit for the year is attributable to:			
Shareholders of Saudi Industrial Investment Group Company		(103,672)	201,243
Non-controlling interest		(431)	-
		(104,103)	201,243
Total comprehensive (loss) income for the year is attributable to:			
Shareholders of Saudi Industrial Investment Group Company		(115,675)	189,353
Non-controlling interest		(431)	-
		(116,106)	189,353
Earnings per share (Saudi Riyals)			
Basic and diluted	18	(0.15)	0.27

The accompanying notes are an integral part of these consolidated financial statements.


Khalil Al-Watban
Chairman - Board of Directors



Abdulrahman S. Alismail
CEO


Husam Albadar
CFO


SAUDI INDUSTRIAL INVESTMENT GROUP COMPANY
(A Saudi Joint Stock Company)
Consolidated statement of changes in equity
(All amounts in Saudi Riyals thousands unless otherwise stated)

Note	Attributable to the shareholders of Saudi Industrial Investment Group Company						Total	Non-controlling interest	Net equity
	Share capital	Share premium	Acquisition reserve	Share based payment reserve	Treasury shares	Retained earnings			
At 1 January 2024	7,548,000	7,970,520	(6,349,090)	-	-	853,134	10,022,564	-	10,022,564
Profit for the year	-	-	-	-	-	201,243	201,243	-	201,243
Other comprehensive loss for the year	-	-	-	-	-	(11,890)	(11,890)	-	(11,890)
Total comprehensive income for the year	-	-	-	-	-	189,353	189,353	-	189,353
Transactions with shareholders in their capacity as shareholders:									
Dividends	19	-	-	-	-	(377,400)	(377,400)	-	(377,400)
At 31 December 2024	7,548,000	7,970,520	(6,349,090)	-	-	665,087	9,834,517	-	9,834,517

(continued)


Khalil Al-Walban
Chairman - Board of Directors



Abdulrahman S. Alismail
CEO


Husam Albader
CFO

SAUDI INDUSTRIAL INVESTMENT GROUP COMPANY
(A Saudi Joint Stock Company)
Consolidated statement of changes in equity
(All amounts in Saudi Riyals thousands unless otherwise stated)

Note	Attributable to the shareholders of Saudi Industrial Investment Group Company							Non-controlling interest	Net equity
	Share capital	Share premium	Acquisition reserve	Share based payment reserve	Treasury shares	Retained earnings	Total		
At 1 January 2025	7,548,000	7,970,520	(6,349,090)	-	-	665,087	9,834,517	-	9,834,517
Loss for the year	-	-	-	-	-	(103,672)	(103,672)	(431)	(104,103)
Other comprehensive loss for the year	-	-	-	-	-	(12,003)	(12,003)	-	(12,003)
Total comprehensive loss for the year	-	-	-	-	-	(115,675)	(115,675)	(431)	(116,106)
Transactions with shareholders in their capacity as shareholders:									
Non-controlling interest on incorporation of subsidiary	1	-	-	-	-	-	-	24,525	24,525
Reduction of share capital	10	(754,800)	-	-	-	-	(754,800)	-	(754,800)
Acquisition of treasury shares	11	-	-	-	(200,117)	-	(200,117)	-	(200,117)
Dividends	19	-	-	-	-	(167,080)	(167,080)	-	(167,080)
Share based payment expense	23	-	-	-	916	-	916	-	916
At 31 December 2025	6,793,200	7,970,520	(6,349,090)	916	(200,117)	382,332	8,597,761	24,094	8,621,855

The accompanying notes are an integral part of these consolidated financial statements.


Khalid Al-Watban
Chairman - Board of Directors



Abdulrahman S. Alismail
CEO


Husam Albader
CFO

SAUDI INDUSTRIAL INVESTMENT GROUP COMPANY
(A Saudi Joint Stock Company)
Consolidated statement of cash flows
(All amounts in Saudi Riyals thousands unless otherwise stated)

	Note	For the year ended 31 December	
		2025	2024
Cash flows from operating activities			
(Loss) profit before zakat		(133,846)	143,627
<u>Adjustments for:</u>			
Depreciation		850	616
Share based payment expense	23	916	-
Share of net loss (profit) of investments accounted for using the equity method	6	84,365	(183,396)
Finance income from murabaha deposits	17	(22,626)	(28,581)
Provision for employee benefit obligations		3,674	3,108
<u>Changes in operating assets and liabilities:</u>			
Change in prepayments and other current assets		2,088	(688)
Increase in trade payables		1,034	-
Increase in due to a related party		1,734	-
Increase in accrued and other liabilities		12,721	967
Cash utilised in operations		(49,090)	(64,347)
Finance income from murabaha deposits received		22,515	28,581
Zakat paid	14.2	(57,191)	(52,515)
Employee benefit obligations paid		(221)	(12)
Dividends received from joint ventures	6.1	405,563	877,500
Zakat reimbursed to joint ventures	6.1	(45,932)	(9,394)
Net cash inflow from operating activities		275,644	779,813
Cash flows from investing activities			
Payment for purchase of property and equipment		(50,650)	(609)
Maturities of short-term murabaha deposits		30,152	251,032
Placements of short-term murabaha deposits		-	(30,152)
Payments for intangible assets		(28)	-
Reduction in share capital of joint ventures	15	322,500	97,500
Net cash inflow from investing activities		301,974	317,771
Cash flows from financing activities			
Payment for reduction of share capital	10	(754,800)	-
Payment for acquisition of treasury shares	11	(200,117)	-
Dividends paid	19	(166,649)	(754,296)
Proceeds from non-controlling interest in subsidiary		24,525	-
Net cash outflow from financing activities		(1,097,041)	(754,296)
Net change in cash and cash equivalents		(519,423)	343,288
Cash and cash equivalents at beginning of the year		919,068	575,780
Cash and cash equivalents at end of the year	9	399,645	919,068

The accompanying notes are an integral part of these consolidated financial statements.


Khalil Al-Watban
Chairman - Board of Directors


Abdulrahman S. Alismail
CEO


Husam Albader
CFO

**SAUDI INDUSTRIAL INVESTMENT GROUP COMPANY
(A Saudi Joint Stock Company)**

Notes to the consolidated financial statements for the year ended 31 December 2025

(All amounts in Saudi Riyals thousands unless otherwise stated)

1 General information

Saudi Industrial Investment Group Company (the “Company”) is a Saudi joint stock company registered in Riyadh, Kingdom of Saudi Arabia under commercial registration (“CR”) number 1010139946 dated on 10 Shaban 1416 H (corresponding to 1 January 1996). The registered address of the Company is P.O Box 99833, Riyadh, Kingdom of Saudi Arabia.

The accompanying consolidated financial statements include the activities of the Company and its following direct subsidiaries (collectively the “Group”):

	Country of incorporation	Effective ownership percentage at	
		31 December 2025	31 December 2024
National Petrochemical Company (“Petrochem”)	Kingdom of Saudi Arabia	100%	100%
Bioprotein Company (“Bioprotein”)	Kingdom of Saudi Arabia	80%	-

The Company is principally engaged in investing the funds of its subsidiaries and the management of its subsidiaries.

Petrochem is a Saudi closed joint stock company registered under CR number 1010246363 issued in Riyadh on 8 Rabi Al Awwal 1429 H (corresponding to 16 March 2008), and it was established pursuant to the Ministry of Commerce’s resolution number 53/Q dated 16 Safar 1429 H (corresponding to 23 February 2008).

Petrochem is principally engaged in the development and establishment, operation and management and maintenance of petrochemical factories, gas, petroleum and other industries, wholesale and retail trade in material and petrochemical products and its derivatives.

During the year ended 31 December 2022, Petrochem’s shareholders accepted the offer of the Company to acquire all shares in Petrochem which were not owned by the Company in accordance with the Merger and Acquisition Regulations in exchange for 1.27 shares in the Company for each share in Petrochem pursuant to the terms and conditions set out in the Implementation Agreement entered into between Petrochem and the Company. This had the following impacts on the Company’s equity:

- Share capital was increased from Saudi Riyals 4.5 billion (450,000,000 shares with a par value of Saudi Riyals 10) to Saudi Riyals 7.5 billion (754,800,000 shares with a par value of Saudi Riyals 10);
- Share premium of Saudi Riyals 8.0 billion which represents the difference between the total consideration received from the Company’s shares issuance of Saudi Riyals 11.0 billion and the par value of the Company’s shares issued of Saudi Riyals 3.0 billion; and
- Acquisition reserve of Saudi Riyals 6.3 billion which represents the difference between the total consideration paid of Saudi Riyals 11.0 billion and the carrying value of the investment of Saudi Riyals 4.7 billion as of the acquisition date of 10 April 2022.

Bioprotein is a Saudi limited liability company registered under CR number 7050869721 issued in Jubail Industrial City on 28 Muharram 1447 H (corresponding to 23 July 2025), and it was established pursuant to the Ministry of Commerce’s resolution number 760328 dated 22 Muharram 1447 H (corresponding to 17 July 2025).

SAUDI INDUSTRIAL INVESTMENT GROUP COMPANY
(A Saudi Joint Stock Company)
Notes to the consolidated financial statements for the year ended 31 December 2025
(All amounts in Saudi Riyals thousands unless otherwise stated)

1 General information (continued)

Investment in Bioprotein Company

During the year ended 31 December 2025, the Group and Unibio KSA Aps, a wholly owned subsidiary of Unibio, established a new Company named Bioprotein Company, incorporated in the Kingdom of Saudi Arabia. The Group subscribed to 80% of the share capital of Bioprotein Company upon incorporation.

The new Company was formed with an initial share capital of Saudi Riyals 32.6 million, of which the Group contributed Saudi Riyals 26.1 million in proportion to its ownership interest. Further during the year, the shareholders approved and paid a further capital increase of Saudi Riyals 90.0 million, bringing the Company's total share capital to Saudi Riyals 122.6 million. The Group subscribed in line with its ownership and there was no change in the Group's percentage holding. The purpose of the incorporation is to engage in the preparation, milling and pressing of animal feed; manufacture of non-medicinal feed additives; manufacture of pet feeds; production of various types of proteins; and packaging of animal feeds.

The initial financial position of Bioprotein at the date of incorporation was as follows:

	As at the date of incorporation
Cash and cash equivalents	32,625
Share capital	(32,625)
	-

As Bioprotein was newly incorporated and did not constitute a business as defined under IFRS 3 - Business Combinations, the transaction has not been accounted for as a business combination. Accordingly, no goodwill or bargain purchase has been recognised.

The Group has consolidated the financial position of Bioprotein from the date of incorporation, recognising non-controlling interest of 20% in the consolidated financial statements for the year ended 31 December 2025.

The accompanying consolidated financial statements of the Group, including notes and other explanatory information, were authorised for issue by the Company's Board of Directors on 11 March 2026.

SAUDI INDUSTRIAL INVESTMENT GROUP COMPANY
(A Saudi Joint Stock Company)
Notes to the consolidated financial statements for the year ended 31 December 2025
(All amounts in Saudi Riyals thousands unless otherwise stated)

2 Material accounting policy information

The material accounting policy information applied for the preparation of consolidated financial statements of the Group are set out below. These policies have been consistently applied to all the years presented, unless otherwise stated.

2.1 Basis of preparation

(a) Statement of compliance

These consolidated financial statements of the Group have been prepared in compliance with International Financial Reporting Standards (“IFRS”), that are endorsed in the Kingdom of Saudi Arabia, and other standards and pronouncements issued by Saudi Organization for Chartered and Professional Accountants (“SOCPA”).

(b) Historical cost convention

These consolidated financial statements are prepared under the historical cost convention except as otherwise disclosed in the accounting policies below.

(c) New standards and amendment to standards and interpretations

The Group has applied the following amendments to standards for the first time for their annual reporting periods commencing on or after 1 January 2025:

- Amendments to IAS 21 ‘The effects of Changes in Foreign Exchange Rates’ (“IAS 21”) - Lack of Exchangeability.

The application of the amendments had no significant impact on the Group’s consolidated financial statements.

(d) Standards issued but not yet effective

Certain new accounting standards, amendments to accounting standards and interpretations have been published that are not mandatory for the year ended 31 December 2025 reporting period and have not been early adopted by the Group.

- Classification and measurement of financial instruments - (Amendments to IFRS 9 and IFRS 7);
- Annual Improvements to IFRS Accounting Standards – Volume 11;
- Contracts Referencing Nature-dependent Electricity – Amendments to IFRS 9 and IFRS 7;
- Subsidiaries without Public Accountability: Disclosures (IFRS 19), effective for annual periods beginning on or after 1 January 2027; and
- Presentation and Disclosure in Financial Statements (IFRS 18), effective for annual periods beginning on or after 1 January 2027.

Management is in the process of assessing the impact of such new standards and interpretations on its consolidated financial statements.

**SAUDI INDUSTRIAL INVESTMENT GROUP COMPANY
(A Saudi Joint Stock Company)**

Notes to the consolidated financial statements for the year ended 31 December 2025

(All amounts in Saudi Riyals thousands unless otherwise stated)

2 Material accounting policy information (continued)

2.2 Basis of consolidation and equity accounting

(a) Subsidiaries

These consolidated financial statements comprise the financial statements of the Company and its subsidiaries. Subsidiaries are entities over which the Group has control. Control is achieved when the Group is exposed, or has rights, to variable returns from its involvement with the investee and has the ability to affect those returns through its power over the investee. Specifically, the Group controls an investee if and only if the Group has:

- Power over the investee (i.e. existing rights that give it the current ability to direct the relevant activities of the investee)
- Exposure, or rights, to variable returns from its involvement with the investee, and
- The ability to use its power over the investee to affect its returns

Generally, there is a presumption that a majority of voting rights results in control. To support this presumption and when the Group has less than a majority of the voting or similar rights of an investee, the Group considers all relevant facts and circumstances in assessing whether it has power over an investee, including:

- The contractual arrangement with the other vote holders of the investee
- Rights arising from other contractual arrangements
- The Group's voting rights and potential voting rights

The Group re-assesses whether or not it controls an investee if facts and circumstances indicate that there are changes to one or more of the three elements of control. Consolidation of a subsidiary begins when the Group obtains control over the subsidiary and ceases when the Group loses control of the subsidiary. Assets, liabilities, income and expenses of a subsidiary acquired or disposed of during the year are included in the consolidated financial statements from the date the Group gains control until the date the Group ceases to control the subsidiary.

Profit or loss and each component of other comprehensive income are attributed to the equity holders of the parent of the Group and to the non-controlling interests, even if this results in the non-controlling interests having a deficit balance. When necessary, adjustments are made to the financial statements of subsidiaries to bring their accounting policies into line with the Group's accounting policies. All intra-group assets and liabilities, equity, income, expenses and cash flows relating to transactions between members of the Group are eliminated in full on consolidation.

A change in the ownership interest of a subsidiary, without a loss of control, is accounted for as an equity transaction. If the Group loses control over a subsidiary, it:

- Derecognises the assets (including goodwill) and liabilities of the subsidiary
- Derecognises the carrying amount of any non-controlling interests
- Derecognises the cumulative translation differences recorded in equity
- Recognises the fair value of the consideration received
- Recognises the fair value of any investment retained
- Recognises any surplus or deficit in profit or loss
- Reclassifies the parent's share of components previously recognised in other comprehensive income to profit or loss or retained earnings, as appropriate, as would be required if the Group had directly disposed of the related assets or liabilities.

SAUDI INDUSTRIAL INVESTMENT GROUP COMPANY
(A Saudi Joint Stock Company)
Notes to the consolidated financial statements for the year ended 31 December 2025
(All amounts in Saudi Riyals thousands unless otherwise stated)

2 Material accounting policy information (continued)

2.2 Basis of consolidation and equity accounting (continued)

(b) Investments in joint ventures

A joint venture is a type of joint arrangement where the Group has a contractual arrangement (rights and obligations) in place, with one or more parties, to undertake activities typically, however not necessarily, through a legal entity that is subject to joint control. Joint control is the contractually agreed sharing of control of an arrangement, which exists only when decisions about the relevant activities require the unanimous consent of the parties sharing control.

Interests in joint ventures are accounted for using the equity method (equity accounted investees) and are recognised initially at cost. The consolidated financial statements include the Group's share of the post-acquisition profits or losses of the investee in the profit or loss; and the Group's share of movements in other comprehensive income of the investee in the other comprehensive income, after adjustments to align the accounting policies with those of the Group. Dividends received or receivable from joint ventures are recognised as a reduction in the carrying amount of the investment when the right to receive a dividend is established.

When the Group's share of losses exceeds its interest in an equity accounted investee, the carrying amount of that interest, including any long-term investments, is reduced to nil, and the recognition of further losses is discontinued except to the extent that the Group has an obligation or has made payments on behalf of the investee.

The Group applies IAS 36 "Impairment of Assets" to determine whether an investment in a joint venture is impaired and accounts for any identified impairment loss.

(c) Investments in associates

Associates are those entities in which the Group has significant influence, but not control, over the financial and operating policies. Significant influence is presumed to exist when the Group holds between 20 and 50 percent of the voting power of another entity.

Investments in associates are accounted for using the equity method (equity accounted investees) and are recognised initially at cost. Group's share of the profits or losses of the investees are presented in the profit or loss; and the Group's share of other comprehensive income of the investees are presented in other comprehensive income, after adjustments to align the accounting policies with those of the Group, from the date that significant influence commences until the date that significant influence ceases. Dividends received or receivable from the associates are recognised as a reduction in the carrying amount of the investments when the right to receive a dividend is established.

When the Group's share of losses exceeds its interest in an equity accounted investee, the carrying amount of that interest, including any long-term investments, is reduced to nil, and the recognition of further losses is discontinued except to the extent that the Group has an obligation or has made payments on behalf of the investee.

Unrealised gains on transactions between the Company and its associates are eliminated to the extent of the Company's interest in these entities. Unrealised losses are also eliminated unless the transaction provides evidence of an impairment of the asset transferred.

Dilution gains and losses arising in investments are recognised in the profit or loss.

The Group applies IAS 36 "Impairment of Assets" to determine whether an investment in an associate is impaired and accounts for any identified impairment loss.

If the ownership interest in an associate is reduced but significant influence is retained, only a proportionate share of the amounts previously recognised in other comprehensive income are reclassified to profit or loss where appropriate.

SAUDI INDUSTRIAL INVESTMENT GROUP COMPANY
(A Saudi Joint Stock Company)

Notes to the consolidated financial statements for the year ended 31 December 2025

(All amounts in Saudi Riyals thousands unless otherwise stated)

2 Material accounting policy information (continued)

2.2 Basis of consolidation and equity accounting (continued)

(d) Transactions eliminated on consolidation

Intra-group balances and transactions, and any unrealised income and expenses arising from intra-group transactions, are eliminated in preparing the consolidated financial statements. Unrealised gains arising from transactions with equity accounted investees are eliminated against the investment to the extent of the Group's interest in the investee.

Unrealised losses are eliminated in the same way as unrealised gains, but only to the extent that there is no evidence of impairment.

2.3 Property and equipment

Property and equipment are stated at historical cost less accumulated depreciation and accumulated impairment losses, if any. Historical cost includes expenditure that is directly attributable to the acquisition of the items.

Subsequent costs are included in the asset's carrying amount or recognised as a separate asset, as appropriate, only when it is probable that future economic benefits associated with the item will flow to the Group and the cost of the item can be measured reliably. The carrying amount of any component accounted for as a separate asset is derecognised when replaced. All other repairs and maintenance are charged to profit or loss during the reporting period in which they are incurred.

Depreciation is calculated on property and equipment so as to allocate its cost, less estimated residual value, on a straight-line basis over the estimated useful lives of the assets. The depreciation expense is recognised in profit or loss in the general and administrative expenses.

The assets' residual values and useful lives are reviewed, and adjusted if appropriate, at the end of each annual reporting period. An asset's carrying amount is written down immediately to its recoverable amount if the asset's carrying amount is greater than its estimated recoverable amount.

Gains and losses on disposals are determined by comparing proceeds with the carrying amount. These are included in profit or loss.

Assets in the course of construction or development are capitalised in the capital work-in-progress account. The asset under construction or development is transferred to the appropriate category in property and equipment, once the asset is in a location and condition necessary for it to be capable of operating in the manner intended by management. The cost of an item of capital work-in-progress comprises its purchase price, construction / development cost and any other cost directly attributable to bringing the asset to the location and condition necessary for it to be capable of operating in the manner intended by management. Capital work-in-progress is not depreciated.

SAUDI INDUSTRIAL INVESTMENT GROUP COMPANY
(A Saudi Joint Stock Company)
Notes to the consolidated financial statements for the year ended 31 December 2025
(All amounts in Saudi Riyals thousands unless otherwise stated)

2 Material accounting policy information (continued)

2.4 Financial instruments

2.4.1 Financial assets

(i) Classification

The Group measures financial assets at amortised cost when it is within the business model to hold assets in order to collect contractual cash flows, and contractual terms of the financial asset give rise on specified dates to cash flows that are solely payments of principal and interest on the principal amount outstanding.

(ii) Recognition and derecognition

At initial recognition, the Group measures financial assets at its fair value plus, in the case of a financial asset not at fair value through profit or loss, transaction costs that are directly attributable to the acquisition of financial assets. Transaction costs of financial assets carried at fair value through profit or loss are expensed in profit or loss.

The Group derecognises a financial asset when the contractual cash flows from the asset expire or it transfers its rights to receive contractual cash flows on the financial asset in a transaction in which substantially all the risks and rewards of ownership are transferred. Any interest in transferred financial assets that is created or retained by the Group is recognised as a separate asset or liability.

(iii) Measurement

Subsequent measurement of Group's financial assets is at amortised cost. Interest income from these financial assets is included in finance income using the effective interest rate method. A gain or loss on a financial instrument that is subsequently measured at amortised cost and is not part of the hedging relationship is recognised in profit or loss when the asset is derecognised or impaired. Impairment losses are presented as a separate line item in the profit or loss.

2.4.2 Financial liabilities

All financial liabilities are recognised at the time when the Group becomes a party to the contractual provisions of the instrument. Financial liabilities are recognised initially at fair value less any directly attributable transaction costs. Subsequent to initial recognition, these are measured at amortised cost using the effective interest method.

A financial liability is derecognised when the obligation under the liability is discharged, cancelled or expired. Where an existing financial liability is replaced by another from the same lender on substantially different terms, or the terms of an existing liability are substantially modified, such an exchange or modification is treated as a derecognition of the original liability and the recognition of a new liability, and the difference in respective carrying amounts is recognised in the consolidated profit or loss.

2.4.3 Offsetting financial assets and liabilities

Financial assets and liabilities are offset and net amounts are reported in the consolidated financial statements, when the Group has a legally enforceable right to set off the recognised amounts and intends either to settle on a net basis, or to realise the assets and liabilities simultaneously.

**SAUDI INDUSTRIAL INVESTMENT GROUP COMPANY
(A Saudi Joint Stock Company)**

Notes to the consolidated financial statements for the year ended 31 December 2025

(All amounts in Saudi Riyals thousands unless otherwise stated)

2 Material accounting policy information (continued)

2.5 Impairment of non-financial and financial assets

2.5.1 Impairment of non-financial assets

The Group assesses at each reporting date whether there is an indication that a non-financial asset may be impaired. If any indication exists, or when annual impairment testing for an asset is required, the Group estimates the asset's recoverable amount. An asset's recoverable amount is the higher of an asset's or cash-generating unit's ("CGU") fair value less costs to sell and its value in use and is determined for an individual asset, unless the asset does not generate cash inflows that are largely independent of those from other assets or groups of assets. Where the carrying amount of an asset or CGU exceeds its recoverable amount, the asset is considered impaired and is written down to its recoverable amount. In assessing value in use, the estimated future cash flows are discounted to their present value using a pre-zakat discount rate that reflects current market assessments of the time value of money and the risks specific to the asset. In determining fair value less costs to sell, an appropriate valuation model is used.

Impairment losses of continuing operations are recognised in profit or loss in those expense categories consistent with the function of the impaired asset.

For assets excluding goodwill, an assessment is made at each reporting date as to whether there is any indication that previously recognised impairment losses may no longer exist or may have decreased. If such indication exists, the Group estimates the asset's or CGU's recoverable amount. A previously recognised impairment loss is reversed only if there has been a change in the assumptions used to determine the asset's recoverable amount since the last impairment loss was recognised. The reversal is limited so that the carrying amount of the asset does not exceed its recoverable amount, nor exceed the carrying amount that would have been determined, net of depreciation, had no impairment loss been recognised for the asset in prior years. Such reversal is recognised in profit or loss.

2.5.2 Impairment of financial assets

The Group assesses on a forward-looking basis the expected credit losses ("ECL") associated with its financial assets. The impairment methodology applied depends on whether there has been a significant increase in credit risk.

For amounts due from related parties, the Group applies a simplified approach, which requires expected lifetime losses to be recognised from the initial recognition of the related financial asset. The amount of the loss is charged to profit or loss. The Group uses a provision matrix in the calculation of the ECL to estimate the lifetime ECL, applying certain provision rates to respective contractual past due aging buckets. The provision matrix was developed considering probability of default based on credit rating of the Group's counterparties assigned by reputed credit rating agencies and loss given default. The loss rates are adjusted to reflect current and forward-looking information on macroeconomic factors affecting the ability of the customers to settle the receivables. The Group has identified the Gross Domestic Product ("GDP") and the inflation rates of the Kingdom of Saudi Arabia, the Middle East, Europe and Asia as the most relevant factors, and accordingly adjusts the loss rates based on expected changes in these factors.

While cash and cash equivalents, short-term murabaha deposits, loans to employees and other receivables are also subject to impairment requirements of IFRS 9, these are considered as low risk and the impairment loss is not expected to be material.

**SAUDI INDUSTRIAL INVESTMENT GROUP COMPANY
(A Saudi Joint Stock Company)**

Notes to the consolidated financial statements for the year ended 31 December 2025

(All amounts in Saudi Riyals thousands unless otherwise stated)

2 Material accounting policy information (continued)

2.6 Cash and cash equivalents and short-term deposits

For the purpose of consolidated statement of financial position and consolidated statement of cash flows, cash and cash equivalents include cash in hand, deposits held at call with banks and other short-term highly liquid investments with original maturities of three months or less that are readily convertible to known amounts of cash and which are subject to an insignificant risk of changes in value. Deposits with original maturities of more than three months and less than twelve months are presented separately on the consolidated statement of financial position within current assets.

2.7 Share capital

Ordinary shares are classified as equity. Transaction costs directly attributable to the issue of new shares are shown in equity as a deduction from the proceeds.

2.8 Dividends

Dividends are recorded in the consolidated financial statements in the period in which they are approved by shareholders of the Company.

2.9 Employee benefit obligations

The Company and its direct subsidiaries operate their respective single post-employment benefit scheme of defined benefit plan driven by the labor laws of the Kingdom of Saudi Arabia which is based on most recent salary and number of service years.

The post-employment benefit plans are not funded. Accordingly, valuations of the obligations under the plans are carried out by an independent actuary based on the projected unit credit method. The costs relating to such plans primarily consist of the present value of the benefits attributed on an equal basis to each year of service and the interest on this obligation in respect of employee service in previous years.

Current and past service costs related to post-employment benefit plans are recognised immediately in profit or loss while unwinding of the liability at discount rates used are recorded in profit or loss. Any changes in net liability due to actuarial valuations and changes in assumptions are taken as re-measurement in the other comprehensive income.

Re-measurement gains and losses arising from experience adjustments and changes in actuarial assumptions are recognised directly in other comprehensive income and transferred to retained earnings in the consolidated statement of changes in equity in the period in which they occur.

Changes in the present value of the defined benefit obligations resulting from plan amendments or curtailments are recognised immediately in profit or loss as past service costs. End of service payments are based on employees' final salaries and allowances and their cumulative years of service, as stated in the labor laws of the Kingdom of Saudi Arabia.

2.10 Employee home ownership program

The Group provides subsidised non-interest-bearing loans to eligible Saudi Arabian employees to either purchase or build residential properties by mortgaging the property in the Group's name as a security. The repayment of the loan is deducted from the employee's salary in monthly installments. The interest cost associated with the funding of the acquisition or construction of the employee's house is borne by the Company in accordance with the approved home ownership program and expensed as part of finance cost.

SAUDI INDUSTRIAL INVESTMENT GROUP COMPANY
(A Saudi Joint Stock Company)

Notes to the consolidated financial statements for the year ended 31 December 2025

(All amounts in Saudi Riyals thousands unless otherwise stated)

2 Material accounting policy information (continued)

2.11 Employees' Long-Term Incentive Program

The Group operates an equity-settled share-based payment arrangement under which eligible employees receive awards as part of their remuneration. Awards granted under the program are settled in treasury shares held by the Group, and no cash settlement alternatives exist. The plan is administered by the Nomination and Remuneration Committee of the Board of Directors. As the Group has no obligation to settle the awards in cash, the arrangement is classified as equity-settled under IFRS 2 Share-based Payment.

The grant-date fair value of the awards is measured by reference to the market price of the Company's shares and reflects the terms and conditions of the grant. This fair value is recognised as an employee benefit expense on a straight-line basis over the vesting period, with a corresponding credit to equity.

At each reporting date, the Group revises its estimate of the number of awards expected to vest, based on the expected satisfaction of service and non-market performance conditions. The cumulative expense recognised reflects the extent to which the vesting period has elapsed and the Group's best estimate of the number of awards expected to vest. Any necessary adjustments to the cumulative expense are recognised in profit or loss for the period.

Market-based performance conditions, if any, are incorporated into the grant-date fair value of the awards and are not subsequently adjusted. The Group uses treasury shares to economically hedge its obligations under the program. When awards lapse, are forfeited, or expire, the related balance in the share-based payment reserve is transferred to retained earnings.

Modifications to the terms of an award are accounted for such that, at a minimum, the Group recognises the expense that would have arisen under the original terms, provided the original vesting conditions are met. Any incremental fair value arising from a modification that is beneficial to employees is recognised over the remaining vesting period.

If an award is cancelled or the plan is terminated, the award is treated as vested on the cancellation or termination date, and any remaining unrecognised expense is recognised immediately. Where a new award is designated as a replacement for a cancelled award on the grant date, the two awards are accounted for as a modification of the original award.

2.12 Foreign currencies

(a) Functional and presentation currency

Items included in the financial statements of each of the Group's entities are measured using the currency of the primary economic environment in which the entity operates (the 'functional currency'). All values are rounded to the nearest Saudi Riyal thousands, except when otherwise indicated. The consolidated financial statements are presented in Saudi Riyals, which is also the Company's functional currency.

(b) Transactions and balances

Foreign currency transactions are translated into Saudi Riyals using the exchange rates prevailing at the dates of the transactions. Foreign exchange gains and losses resulting from the settlement of such transactions and from the translation at the period-end exchange rates of monetary assets and liabilities denominated in foreign currencies other than Saudi Riyals are recognised in the profit or loss.

Non-monetary items that are measured at historical cost in a foreign currency are translated using the exchange rate applicable at the date of the initial transactions.

SAUDI INDUSTRIAL INVESTMENT GROUP COMPANY
(A Saudi Joint Stock Company)

Notes to the consolidated financial statements for the year ended 31 December 2025

(All amounts in Saudi Riyals thousands unless otherwise stated)

2 Material accounting policy information (continued)

2.13 Finance income

Finance income is measured using the effective interest rate, which is the rate that exactly discounts the estimated future cash receipts through the expected life of the financial asset or a shorter period, where appropriate, to the net carrying amount of the financial asset.

2.14 Zakat

The Group is subject to zakat in accordance with the regulations of the Zakat, Tax and Customs Authority (“ZATCA”) in the Kingdom of Saudi Arabia. Zakat, for the Company and its subsidiary, is calculated based on higher of approximate zakat base and adjusted profit and are charged to profit or loss. Additional amounts payable, if any, at the finalisation of final assessments are accounted for when such amounts are determined.

Amounts accrued for zakat expense in one year may have to be adjusted in a subsequent year if the estimate of the annual charge changes.

2.15 Segment reporting

An operating segment is a component of the Group that engages in business activities from which it may earn revenue and incur expenses, including revenue and expenses that relate to transactions with any of the Group’s other components. All operating segments’ operating results are reviewed regularly by the Group’s Chief Operating Decision Maker to make decisions about resources to be allocated to the segment and to assess its performance, and for which discrete financial information is available.

The Board of Directors of the Group assesses the financial performance and position of the Group and makes strategic decisions. The Board of Directors has been identified as being the Chief Operating Decision Maker.

Segment results that are reported to the Board of Directors include items directly attributable to a segment as well as those that can be allocated on a reasonable basis.

2.16 Earnings per share

Basic earnings per share is calculated by dividing the profit attributable to shareholders of the Company, excluding any costs of servicing equity other than ordinary shares, by the weighted average number of ordinary shares outstanding during the financial year.

Diluted earnings per share adjusts the figures used in the determination of basic earnings per share to take into account the after-income tax effect of interest and other financing costs associated with dilutive potential ordinary shares, and the weighted average number of additional ordinary shares that would have been outstanding assuming the conversion of all dilutive potential ordinary shares.

3 Critical accounting estimates and judgments

The preparation of consolidated financial statements in conformity with IFRS, that are endorsed in the Kingdom of Saudi Arabia, and other standards and pronouncements issued by SOCPA, requires the use of certain critical estimates and judgments that affect the reported amounts of assets and liabilities and disclosure of contingent assets and liabilities at the reporting date and the reported amounts of revenue and expenses during the reporting period. Estimates and judgments are continually evaluated and are based on historical experience and other factors, including expectations of future events that are believed to be reasonable under the circumstances. The Group makes estimates and judgments concerning the future. The resulting accounting estimates will, by definition, seldom equal the related actual results. There are no estimates and judgments that have a risk of causing a material adjustment to the carrying amounts of assets and liabilities within the next twelve-month period, except for use of significant assumptions around estimation of impairment assessment of investments accounted using the equity method and significant judgement around zakat provisions, as explained below.

SAUDI INDUSTRIAL INVESTMENT GROUP COMPANY
(A Saudi Joint Stock Company)
Notes to the consolidated financial statements for the year ended 31 December 2025
(All amounts in Saudi Riyals thousands unless otherwise stated)

3 Critical accounting estimates and judgments (continued)

Impairment of investments accounted for using the equity method (Critical estimate):

At each reporting date, the Group tests the carrying amount of each of its investments accounted for using the equity method for impairment whenever events or changes in circumstances indicate that the carrying amount of such investments may not be recoverable.

When one or more impairment triggers are identified, management estimates the recoverable amount - being the higher of value-in-use and fair value less costs of disposal - for each individual investment accounted for using the equity method ("Investment"). Recoverable amounts, in the case of value-in-use, comprise the Group's share of the discounted cash flows expected to be generated from the respective Investment's underlying assets as reduced by the fair value of outstanding debt of the respective Investment at the measurement date. Such an estimate is based on the management's view of key inputs around future business growth in the forecasted period as well as external market conditions such as future product prices as set out in the approved business plan of the respective investment. It also requires management to make estimates of future business growth rates and to determine the most appropriate discount rate.

The key assumptions used to determine the recoverable amount for the investment, where the management identified impairment indicators as at 31 December 2025, including a sensitivity analysis, are disclosed and further explained in Note 6.

Zakat provisions (Critical judgement)

The Company and its subsidiaries are subject to zakat in accordance with the regulations of the ZATCA. A provision for zakat is estimated at the end of each reporting period in accordance with the regulations of the ZATCA and on a yearly basis zakat returns are submitted to the ZATCA. Differences, if any, at the finalisation of final assessments are accounted for when such amounts are determined.

4 Interests in other entities

4.1 Subsidiaries

The group's principal subsidiaries as at 31 December 2025 and 31 December 2024 are set out below. The country of incorporation or registration is also the principal place of business of each entity.

	Country of incorporation	Effective ownership percentage at	
		31 December 2025	31 December 2024
National Petrochemical Company ("Petrochem")	Kingdom of Saudi Arabia	100%	100%
Bioprotein Company ("Bioprotein")	Kingdom of Saudi Arabia	80%	-

SAUDI INDUSTRIAL INVESTMENT GROUP COMPANY
(A Saudi Joint Stock Company)
Notes to the consolidated financial statements for the year ended 31 December 2025
(All amounts in Saudi Riyals thousands unless otherwise stated)

4 Interests in other entities (continued)

4.2 Non-controlling interest

Set out below is summarised financial information for the subsidiary having non-controlling interest (“NCI”). The amounts disclosed for the subsidiary are before intercompany eliminations.

Summarised statement of financial position

	As at 31 December 2025
Current assets	114,693
Current liabilities	(41,531)
Net current assets	73,162
Non-current assets	47,381
Non-current liabilities	(73)
Net non-current assets	47,308
Net assets	120,470
Accumulated NCI	24,094
Summarised statement of profit or loss and other comprehensive income	For the year ended 31 December 2025
Loss for the year	(2,155)
Total comprehensive loss for the year	(2,155)
Loss for the year allocated to NCI	(431)
Summarised statement of cash flows	For the year ended 31 December 2025
Net cash inflow from operating activities	38,496
Net cash inflow from investing activities	(47,407)
Net cash outflow from financing activities	122,625
Net increase in cash and cash equivalents	113,714

SAUDI INDUSTRIAL INVESTMENT GROUP COMPANY
(A Saudi Joint Stock Company)

Notes to the consolidated financial statements for the year ended 31 December 2025

(All amounts in Saudi Riyals thousands unless otherwise stated)

5 Property and equipment

	1 January	Additions	31 December
2025			
Cost			
Leasehold improvements	2,541	-	2,541
Furniture and office equipment	1,761	656	2,417
Vehicles	3,256	143	3,399
Capital work-in-progress	-	49,851	49,851
	<u>7,558</u>	<u>50,650</u>	<u>58,208</u>
Accumulated depreciation			
Leasehold improvements	(2,541)	-	(2,541)
Furniture and office equipment	(1,429)	(211)	(1,640)
Vehicles	(1,816)	(639)	(2,455)
	<u>(5,786)</u>	<u>(850)</u>	<u>(6,636)</u>
Net book value	<u>1,772</u>		<u>51,572</u>

	1 January	Additions	31 December
2024			
Cost			
Leasehold improvements	2,541	-	2,541
Furniture and office equipment	1,690	71	1,761
Vehicles	2,718	538	3,256
	<u>6,949</u>	<u>609</u>	<u>7,558</u>
Accumulated depreciation			
Leasehold improvements	(2,537)	(4)	(2,541)
Furniture and office equipment	(1,292)	(137)	(1,429)
Vehicles	(1,341)	(475)	(1,816)
	<u>(5,170)</u>	<u>(616)</u>	<u>(5,786)</u>
Net book value	<u>1,779</u>		<u>1,772</u>

- (a) Depreciation is charged to the consolidated statement of profit or loss using the following depreciation rates:

	Number of years
Leasehold improvements	3 - 5
Furniture and office equipment	3 - 5
Vehicles	4

- (b) Capital work-in-progress primarily represents cost incurred in relation to the design and blueprint of the plant being set up by Bioprotein Company which is expected to be completed by second half of 2028.

- (c) Depreciation expense for the year is allocated to general and administrative expenses.

SAUDI INDUSTRIAL INVESTMENT GROUP COMPANY
(A Saudi Joint Stock Company)

Notes to the consolidated financial statements for the year ended 31 December 2025
(All amounts in Saudi Riyals thousands unless otherwise stated)

6 Investments accounted for using the equity method

	Note	As at 31 December	
		2025	2024
Investments in joint ventures	6.1	7,644,286	8,080,689
Investment in an associate	6.2	231,206	249,280
		<u>7,875,492</u>	<u>8,329,969</u>

Share of net profit (loss) of investments accounted for using the equity method

	Note	For the year ended 31 December	
		2025	2024
Investments in joint ventures	6.1	(66,291)	205,934
Investment in an associate	6.2	(18,074)	(22,538)
		<u>(84,365)</u>	<u>183,396</u>

Set out below are the joint ventures of the Group as at 31 December 2025 and 2024. The entities listed below have share capital consisting solely of ordinary shares, which are held directly and indirectly by the Group. The country of incorporation or registration is also their principal place of business, and the proportion of ownership interest is the same as the proportion of voting rights held.

Name of the entity	Country of incorporation	Ownership interest held by the Group		Carrying amount	
		2025	2024	2025	2024
Saudi Chevron Phillips Company ("SCP")	Kingdom of Saudi Arabia	50%	50%	550,759	598,318
Jubail Chevron Phillips Company ("JCP")	Kingdom of Saudi Arabia	50%	50%	336,126	376,842
Aromatics Distribution Company FZCO (a free zone limited liability company) ("ADCO")	United Arab Emirates	50%	50%	24,946	61,996
Saudi Polymers Company (a limited liability company) ("SPCo")	Kingdom of Saudi Arabia	65%	65%	6,699,403	6,693,194
Gulf Polymers Distribution Company FZCO (a free zone limited liability company) ("GPDC")	United Arab Emirates	65%	65%	<u>33,052</u>	<u>350,339</u>
				<u>7,644,286</u>	<u>8,080,689</u>

- a) SCP, where the Company holds direct interest, is principally engaged in the production of liquid fuels, basic organic chemicals, primary gases and gaseous fuels. SCP is a limited liability company registered in Jubail, Kingdom of Saudi Arabia under CR number 2055003839 dated 22 Safar 1417H (corresponding to 8 July 1996) with a branch in Jubail under CR number 2055009584.

**SAUDI INDUSTRIAL INVESTMENT GROUP COMPANY
(A Saudi Joint Stock Company)**

Notes to the consolidated financial statements for the year ended 31 December 2025

(All amounts in Saudi Riyals thousands unless otherwise stated)

6 Investments accounted for using the equity method (continued)

6.1 Investments in joint ventures accounted for using the equity method

- b) JCP, where the Company holds direct interest, is principally engaged in the production of basic organic chemicals, propylene and liquid fuels. JCP is a limited liability company registered in Jubail, Kingdom of Saudi Arabia under CR number 2055005901 dated 25 Jumada' II 1424H (corresponding to 23 August 2003).

During 2018, the shareholders of JCP resolved to decrease the share capital of JCP by Saudi Riyals 994 million through their resolution dated 4 September 2018 (corresponding to 24 Dhul Hijjah 1439H). The legal formalities in relation to this matter were completed during 2020. The reduction in share capital is payable on demand to the shareholders of JCP, dependent on its financial capabilities, and is treated as a current liability in JCP's financial statements (also see Note 15).

- c) ADCO, where the Company holds direct interest, is principally engaged to distribute the aromatic products (styrene, cyclohexane, propane and benzene) produced by JCP and SCP. ADCO is registered in Dubai Airport Free Zone ("DAFZA"), United Arab Emirates under license number 4105.

- d) SPCo, where the Company holds indirect interest through Petrochem, is a limited liability company registered in Jubail, Saudi Arabia under CR number 2055008886 dated 29 Dhul-Qadah 1428H (corresponding to 9 December 2007), with a branch in Jubail under Commercial Registration number 2055009065. The principal activities of SPCo are to produce and sell motor fuel blend stock, fuel oil, ethylene, propylene, 1-Hexene, high density and low-density polyethylene and polypropylene. SPCo is a joint venture between Petrochem and Arabian Chevron Phillips Petrochemical Company Limited ("ACPPCL").

During 2019, the shareholders of SPCo resolved to decrease the share capital of SPCo from Saudi Riyals 4.8 billion to Saudi Riyals 1.4 billion. The legal formalities in relation to this matter were completed during the year ended 31 December 2021. The balance of reduction in share capital is payable on demand, dependent on its financial capabilities, and is treated as a current liability in SPCo's financial statements (also see Note 15).

- e) GPDC, where the Company holds indirect interest through Petrochem, was formed in the Dubai Airport Free Zone on 15 February 2011 as per DAFZA trade license. The registered address of GPDC is DFZA, Office No.6EA 420, Dubai, United Arab Emirates. The principal activities of GPDC are facilitating sales of polymer and monomer products and provision of international warehousing. GPDC is a distributor for SPCo and is a joint venture of Petrochem and ACPPCL. GPDC has a branch registered with the Government of Dubai under license number 1352664 granted on 8 May 2024. The registered address of the Branch is Office 201, Algiazi Plaza, Algharoud, Dubai.

SAUDI INDUSTRIAL INVESTMENT GROUP COMPANY
(A Saudi Joint Stock Company)
Notes to the consolidated financial statements for the year ended 31 December 2025
(All amounts in Saudi Riyals thousands unless otherwise stated)

6 Investments accounted for using the equity method (continued)

6.1 Investments in joint ventures accounted for using the equity method (continued)

Movement in carrying amount of investment in joint ventures is as follows:

	For the year ended 31 December 2025					
	SCP	JCP	ADCO	SPCo	GPDC	Total
1 January 2025	598,318	376,842	61,996	6,693,194	350,339	8,080,689
Share of net (loss) profit	(51,296)	(39,242)	24,825	(26,979)	26,401	(66,291)
Share of other comprehensive loss	(1,245)	(1,474)	-	(7,762)	-	(10,481)
Dividends received from joint ventures	-	-	(61,875)	-	(343,688)	(405,563)
Zakat reimbursed to joint ventures	4,982	-	-	40,950	-	45,932
31 December 2025	550,759	336,126	24,946	6,699,403	33,052	7,644,286
	For the year ended 31 December 2024					
	SCP	JCP	ADCO	SPCo	GPDC	Total
1 January 2024	866,497	499,573	32,107	6,682,316	674,171	8,754,664
Share of net profit (loss)	215,364	(122,032)	29,889	16,545	66,168	205,934
Share of other comprehensive loss	(3,923)	(1,221)	-	(6,659)	-	(11,803)
Dividends received from joint ventures	(487,500)	-	-	-	(390,000)	(877,500)
Zakat reimbursed to joint ventures	7,880	522	-	992	-	9,394
31 December 2024	598,318	376,842	61,996	6,693,194	350,339	8,080,689

The financial performance of the joint ventures was affected during the year ended 31 December 2025 mainly due to a decline in the selling prices of the joint ventures products and an increase in the prices of certain feedstocks.

On 23 December 2025, management concluded a reassessment of the useful lives of certain plant assets for the joint ventures, which resulted in a change of the useful lives from 25 to 40 years. This will result in an aggregate decrease in the depreciation expense of the joint ventures on annual basis by approximately Saudi Riyals 631.5 million starting the year ending 31 December 2026 onwards. This will increase the Group's share of results by approximately Saudi Riyals 375.0 million per year

Impairment assessment for investments in SCP, JCP and SPCo

The performance of SCP, JCP and SPCo was lower than approved budgets for the year ended 31 December 2025, which represents an impairment indicator for the Company's investments in SCP, JCP and SPCo. An impairment assessment was performed as at 31 December 2025 and no impairment loss was identified.

The estimated value in use for the Company's investments in SCP, JCP and SPCo is most sensitive to the management's assumptions used for the selling prices. If the forecasted selling prices used to determine the value in use of the Company's investments in SCP, JCP and SPCo had been 0.17%, 2.70% and 3.00%, respectively, lower than management's estimates across the forecast period with all other variables remaining constant, the value in use of the Company's investments in SCP, JCP and SPCo will equal to its carrying value. A further decrease in the selling prices would result in an impairment loss in the Company's investments in SCP, JCP and SPCo, respectively.

Pre-zakat discount rates of 9.57%, 9.43% and 9.28% were used in the impairment assessment for Company's investments in SCP, JCP and SPCo, respectively. A reasonable upward change in the pre-zakat discount rate is not expected to result in a material impairment loss.

SAUDI INDUSTRIAL INVESTMENT GROUP COMPANY
(A Saudi Joint Stock Company)

Notes to the consolidated financial statements for the year ended 31 December 2025

(All amounts in Saudi Riyals thousands unless otherwise stated)

6 Investments accounted for using the equity method (continued)

6.1 Investments in joint ventures accounted for using the equity method (continued)

A reasonable change in the other assumptions used in the estimation of the value in use of the Company's investment in SCP, JCP and SPCo is not expected to result in a material impairment loss.

Summarised financial information for joint ventures is provided below. The information disclosed reflects the amounts presented in the financial statements of the joint venture and not the Group's share of those amounts.

Summarised statement of financial position

	SCP		JCP	
	31 December 2025	31 December 2024	31 December 2025*	31 December 2024*
<u>Current assets</u>				
<i>Cash and cash equivalents</i>	166,324	183,428	101,861	49,710
<i>Other current assets</i>	1,273,943	1,388,216	770,727	764,501
Total current assets	1,440,267	1,571,644	872,588	814,211
Non-current assets	1,202,075	1,062,701	1,152,852	1,421,085
<u>Current liabilities</u>				
<u>Financial liabilities</u>				
<i>(excluding trade payables)</i>	(803,540)	(812,209)	(765,444)	(948,934)
<i>Other current liabilities</i>	(310,155)	(268,610)	(364,937)	(315,624)
Total current liabilities	(1,113,695)	(1,080,819)	(1,130,381)	(1,264,558)
<u>Non-current liabilities</u>				
<u>Financial liabilities</u>				
<i>(excluding trade payables)</i>	(44,276)	(3,679)	(23,588)	(24,011)
<i>Other non-current liabilities</i>	(222,593)	(217,146)	(99,606)	(93,880)
Total non-current liabilities	(266,869)	(220,825)	(123,194)	(117,891)
Net assets	1,261,778	1,332,701	771,865	852,847

* As at 31 December 2025, JCP's current liabilities exceeded its current assets by Saudi Riyals 258.3 million (31 December 2024: Saudi Riyals 450.3 million) which is primarily due to amounts payable to its shareholders resulting from the reduction in share capital balance amounting to Saudi Riyals 258.8 million. The shareholders of JCP have confirmed that the repayment of such balance will be required after considering the liquidity position of JCP.

SAUDI INDUSTRIAL INVESTMENT GROUP COMPANY
(A Saudi Joint Stock Company)
Notes to the consolidated financial statements for the year ended 31 December 2025
(All amounts in Saudi Riyals thousands unless otherwise stated)

6 Investments accounted for using the equity method (continued)

6.1 Investments in joint ventures accounted for using the equity method (continued)

Summarised statement of financial position

	ADCO		SPCo	
	31 December 2025	31 December 2024	31 December 2025	31 December 2024
<u>Current assets</u>				
<i>Cash and cash equivalents</i>	2,839	101,036	313,875	152,089
<i>Other current assets</i>	292,238	471,780	2,173,961	2,108,918
Total current assets	295,077	572,816	2,487,836	2,261,007
Non-current assets	-	98	10,089,979	10,842,754
<u>Current liabilities</u>				
<i>Financial liabilities (excluding trade payables)</i>	(240,263)	(443,014)	(1,167,850)	(1,668,832)
<i>Other current liabilities</i>	(4,871)	(5,876)	(564,332)	(586,348)
Total current liabilities	(245,134)	(448,890)	(1,732,182)	(2,255,180)
<u>Non-current liabilities</u>				
<i>Financial liabilities (excluding trade payables)</i>	-	-	(89,603)	(98,205)
<i>Other non-current liabilities</i>	(161)	(143)	(527,312)	(551,890)
Total non-current liabilities	(161)	(143)	(616,915)	(650,095)
Net assets	49,782	123,881	10,228,718	10,198,486

Summarised statement of financial position

	GPDC	
	31 December 2025	31 December 2024
<u>Current assets</u>		
<i>Cash and cash equivalents</i>	31,414	258,178
<i>Other current assets</i>	90,409	377,644
Total current assets	121,823	635,822
Non-current assets	-	170
<u>Current liabilities</u>		
<i>Financial liabilities (excluding trade payables)</i>	(68,715)	(92,003)
<i>Other current liabilities</i>	(615)	(3,609)
Total current liabilities	(69,330)	(95,612)
<u>Non-current liabilities</u>		
<i>Financial liabilities (excluding trade payables)</i>	-	-
<i>Other non-current liabilities</i>	(1,907)	(1,659)
Total non-current liabilities	(1,907)	(1,659)
Net assets	50,586	538,721

SAUDI INDUSTRIAL INVESTMENT GROUP COMPANY
(A Saudi Joint Stock Company)
Notes to the consolidated financial statements for the year ended 31 December 2025
(All amounts in Saudi Riyals thousands unless otherwise stated)

6 Investments accounted for using the equity method (continued)

6.1 Investments in joint ventures accounted for using the equity method (continued)

The reconciliation of the Group's interest in the joint ventures is as given below:

	SCP		JCP	
	31 December 2025	31 December 2024	31 December 2025	31 December 2024
Joint venture net assets	1,261,778	1,332,701	771,865	852,847
Group's share	50%	50%	50%	50%
	630,889	666,351	385,933	426,424
Intra-group eliminations	(1,819)	(6,137)	-	-
Cumulative excess of zakat over income tax expense	(78,311)	(61,896)	(49,807)	(49,582)
Carrying value of investments	550,759	598,318	336,126	376,842

	ADCO		SPCo	
	31 December 2025	31 December 2024	31 December 2025	31 December 2024
Joint venture net assets	49,782	123,881	10,228,718	10,198,486
Group's share	50%	50%	65%	65%
	24,891	61,941	6,648,667	6,629,016
Intra-group eliminations	-	-	(546)	(411)
Cumulative deficit of zakat over income tax expense	55	55	51,282	64,589
Carrying value of investments	24,946	61,996	6,699,403	6,693,194

	GPDC	
	31 December 2025	31 December 2024
Joint venture net assets	50,586	538,721
Group's share	65%	65%
	32,881	350,169
Intra-group eliminations	-	-
Cumulative deficit of zakat over income tax expense	171	170
Carrying value of investments	33,052	350,339

SAUDI INDUSTRIAL INVESTMENT GROUP COMPANY
(A Saudi Joint Stock Company)

Notes to the consolidated financial statements for the year ended 31 December 2025
(All amounts in Saudi Riyals thousands unless otherwise stated)

6 Investments accounted for using the equity method (continued)

6.1 Investments in joint ventures accounted for using the equity method (continued)

Summarised statement of profit or loss and other comprehensive income

	For the year ended 31 December			
	SCP		JCP	
	2025	2024	2025	2024
Revenue from contracts with customers	4,093,706	4,728,956	5,572,245	5,543,610
Finance income	6,848	22,170	3,458	6,776
Depreciation	(182,682)	(173,869)	(317,625)	(334,391)
Finance costs	(14,835)	(10,519)	(10,361)	(8,869)
Zakat and income tax (expense) credit	889	(52,346)	14,745	15,491
(Loss) profit for the year	(109,939)	384,525	(78,330)	(215,445)
Other comprehensive loss for the year	(2,243)	(7,058)	(2,651)	(2,198)
Total comprehensive (loss) income for the year	(112,182)	377,467	(80,981)	(217,643)

	For the year ended 31 December			
	SPCo		GPDC	
	2025	2024	2025	2024
Revenue from contracts with customers	6,254,516	5,958,158	906,701	5,100,558
Finance income	8,666	15,195	13,178	10,394
Depreciation	(915,174)	(936,754)	(98)	(868)
Finance costs	(30,188)	(17,633)	-	(4)
Zakat and income tax expense	(36,724)	(16,785)	(345)	(263)
(Loss) profit for the year	(47,936)	29,543	40,616	101,534
Other comprehensive loss for the year	(11,108)	(9,529)	-	-
Total comprehensive (loss) income for the year	(59,044)	20,014	40,616	101,534

	For the year ended 31 December	
	ADCO	
	2025	2024
Revenue from contracts with customers	2,834,441	3,431,453
Depreciation	(98)	(101)
Finance costs	-	(4)
Income tax expense	(4,871)	(5,876)
Profit for the year	49,650	59,779
Other comprehensive income for the year	-	-
Total comprehensive income for the year	49,650	59,779

SAUDI INDUSTRIAL INVESTMENT GROUP COMPANY
(A Saudi Joint Stock Company)
Notes to the consolidated financial statements for the year ended 31 December 2025
(All amounts in Saudi Riyals thousands unless otherwise stated)

6 Investments accounted for using the equity method (continued)

6.1 Investments in joint ventures accounted for using the equity method (continued)

The joint ventures' commitments with respect to bank guarantees and approved capital expenditures are as follows:

	31 December 2025	31 December 2024
<i>Bank guarantees</i>		
SCP	632,063	632,051
JCP	1,214,235	1,074,099
SPCo	203,956	312,515
GPDC	10,366	9,077
<i>Capital commitments</i>		
SCP	198,575	230,655
JCP	51,087	61,661
SPCo	475,125	230,655

6.2 Investment in an associate accounted for using the equity method

The Group has an investment in the following associate:

	Country of incorporation	Effective ownership percentage at	
		31 December 2025	31 December 2024
Unibio International Plc	England and Wales	24%	24%

Unibio is a public company limited by shares, unlisted and incorporated in England and Wales under the Companies Act 2006. Principally, Unibio is a holding company having investments in associates primarily engaged in the bioprotein sector.

Movement in the carrying amount of investment in an associate is as follows:

	For the year ended 31 December	
	2025	2024
1 January	249,280	271,818
Share of net loss from an associate accounted for using the equity method	(18,074)	(22,538)
31 December	231,206	249,280

SAUDI INDUSTRIAL INVESTMENT GROUP COMPANY
(A Saudi Joint Stock Company)
Notes to the consolidated financial statements for the year ended 31 December 2025
(All amounts in Saudi Riyals thousands unless otherwise stated)

6 Investments accounted for using the equity method (continued)

6.2 Investment in an associate accounted for using the equity method (continued)

Summarised statement of financial position

	Unibio	
	31 December 2025	31 December 2024
<u>Current assets</u>		
Cash and cash equivalents	116,881	188,967
Other current assets	8,266	11,183
Total current assets	125,147	200,150
Non-current assets	48,905	41,141
<u>Current liabilities</u>		
Financial liabilities (excluding trade payables)	(5,192)	(9,011)
Other current liabilities	(2,989)	(3,321)
Total current liabilities	(8,181)	(12,332)
<u>Non-current liabilities</u>		
Financial liabilities (excluding trade payables)	(1,156)	(22,642)
Other non-current liabilities	-	-
Total non-current liabilities	(1,156)	(22,642)
Net assets	164,715	206,317

The reconciliation of the Group's interest in the associate is as given below:

	Unibio	
	31 December 2025	31 December 2024
Associate net assets	164,715	206,317
Group's share	24%	24%
	39,532	49,516
Intangible assets - net of amortisation	191,674	199,764
Carrying value of investment	231,206	249,280

Summarised statement of profit or loss and other comprehensive income

	For the year ended	
	31 December 2025	31 December 2024
Finance income	19,232	29,451
Finance costs	(22,971)	(16,958)
Loss for the year	(46,689)	(45,086)
Other comprehensive income for the year	-	-
Total comprehensive loss for the year	(46,689)	(45,086)

SAUDI INDUSTRIAL INVESTMENT GROUP COMPANY
(A Saudi Joint Stock Company)

Notes to the consolidated financial statements for the year ended 31 December 2025

(All amounts in Saudi Riyals thousands unless otherwise stated)

7 Other assets

Other assets represent non-interest bearing housing loans provided to eligible Saudi Arabian employees. The loans are secured by mortgages on the property purchased under the employee home ownership program and are repayable in monthly installments within a maximum period of 15 years.

The installments due within one year are included in 'Prepayments and other current assets' under current assets. The carrying value at the reporting date is presented as follows:

	Note	2025	2024
Non-current portion presented under 'Other assets'		8,732	6,405
Current portion presented under 'Prepayments and other current assets'	8	1,180	1,810
		9,912	8,215

8 Prepayments and other current assets

	Note	2025	2024
Prepaid expenses		2,249	1,666
Loans to employees - current portion	7	1,180	1,810
Advances		156	4,199
Other receivables		616	830
		4,201	8,505

For credit risk on financial assets, refer Note 21.1.

9 Cash and cash equivalents

	2025	2024
Cash at banks	159,535	42,271
Cash in hand	110	80
Murabaha deposits	240,000	876,717
	399,645	919,068

Murabaha deposits are placed with commercial banks, with a maturity period of three months or less from date of placement, and yield finance income at commercial rate of 5.50% per annum (31 December 2024: 5.40% to 5.70% per annum).

SAUDI INDUSTRIAL INVESTMENT GROUP COMPANY
(A Saudi Joint Stock Company)

Notes to the consolidated financial statements for the year ended 31 December 2025
(All amounts in Saudi Riyals thousands unless otherwise stated)

10 Share capital

As at 31 December 2025, the authorised, issued and fully paid-up share capital comprised 679.3 million ordinary shares (31 December 2024: 754.8 million ordinary shares) of Saudi Riyals 10 per share.

During the year ended 31 December 2024, the Board of Directors' of the Company recommended to decrease the share capital of the Company from Saudi Riyals 7.5 billion to Saudi Riyals 6.8 billion. The legal formalities and approval by shareholders in relation to this matter were completed during the year ended 31 December 2025.

The reduction involved cancellation of 75.5 million ordinary shares with a par value of Saudi Riyals 10 per share and return of capital to shareholders amounting to Saudi Riyals 754.8 million, representing 10.0% of the issued share capital. The cancellation was carried out as the capital was considered in excess of the Company's current and foreseeable operational requirements, considering the Company's objective of optimising the capital structure and improving return on equity.

11 Treasury shares

During the year ended 31 December 2025, the shareholders of the Company approved the Board of Directors' recommendation to purchase a maximum of 11.0 million shares as follows:

- 10.0 million shares to be held as treasury shares as the Board considers that the Company's market share price is below its fair value; and
- 1.0 million shares to be allocated to the employees' long-term employee incentives program.

During the year ended 31 December 2025, the Company acquired 11 million shares amounting to Saudi Riyals 200.1 million at prevailing market prices and are holding them as treasury shares as at 31 December 2025. The above buy-back was funded by the Company's own resources.

Treasury shares are recognised as a deduction from equity at the amount of consideration paid by the Company for their acquisition, including any directly attributable transaction costs incurred.

12 Employee benefit obligations

12.1 General description of the defined benefit plan

The Company and its subsidiaries operate their respective single post-employment benefit scheme of defined benefit plan driven by the labor laws of the Kingdom of Saudi Arabia which is based on the most recent salary and number of service years. The end-of-service benefit payments under the plans are based on the employees' final salaries and allowances and their cumulative years of service at the date of their termination of employment, as defined by the conditions stated in the labor laws of the Kingdom of Saudi Arabia. Employees' end-of-service benefit plans are unfunded plans and the benefit payment obligation are met when they fall due upon termination of employment or employee's resignation from the company. An independent actuary carried out the latest valuation of employee benefit obligations under the projected unit credit method as at 31 December 2025 for the Group.

12.2 Movement in net liability recognised in the consolidated statement of financial position

	2025	2024
1 January	28,499	25,316
Current service cost	2,122	1,806
Finance cost	1,552	1,302
Benefits paid	(221)	(12)
Remeasurements	1,522	87
31 December	33,474	28,499

SAUDI INDUSTRIAL INVESTMENT GROUP COMPANY
(A Saudi Joint Stock Company)
Notes to the consolidated financial statements for the year ended 31 December 2025
(All amounts in Saudi Riyals thousands unless otherwise stated)

12 Employee benefit obligations (continued)

12.3 Amounts recognised in the consolidated statement of profit or loss and other comprehensive income

The amounts recognised in the consolidated statement of profit or loss and other comprehensive income related to employee benefit obligations are as follows:

	<u>2025</u>	<u>2024</u>
Current service cost	2,122	1,806
Finance cost	1,552	1,302
Total amount recognised in consolidated profit or loss	3,674	3,108
<u>Remeasurements</u>		
Loss (gain) from change in financial assumptions	338	(468)
Loss from change in experience adjustments	1,184	555
Total amount recognised in consolidated other comprehensive income	1,522	87

12.4 Key actuarial assumptions

	<u>2025</u>	<u>2024</u>
Discount rate	4.9%	5.1%
Salary growth rate	4.0%	4.0%

12.5 Sensitivity analysis for actuarial assumptions

2025	Change in assumption		Impact on employee benefit obligations	
	Increase in assumption	Decrease in assumption	Increase in assumption	Decrease in assumption
Discount rate	100 basis points	100 basis points	(1,628)	1,788
Salary growth rate	100 basis points	100 basis points	1,786	(1,656)
2024	Change in assumption		Impact on employee benefit obligations	
	Increase in assumption	Decrease in assumption	Increase in assumption	Decrease in assumption
Discount rate	100 basis points	100 basis points	(1,470)	1,616
Salary growth rate	100 basis points	100 basis points	1,617	(1,499)

The sensitivity analysis is based on a change in an assumption while holding all other assumptions constant. In practice, this is unlikely to occur, and changes in some of the assumptions may be correlated. When calculating the sensitivity of the defined benefit obligation to significant actuarial assumptions the same method (present value of defined benefit obligation calculated with projected unit credit method at the end of the reporting period) has been applied when calculating the employee termination.

SAUDI INDUSTRIAL INVESTMENT GROUP COMPANY
(A Saudi Joint Stock Company)
Notes to the consolidated financial statements for the year ended 31 December 2025
(All amounts in Saudi Riyals thousands unless otherwise stated)

12 Employee benefit obligations (continued)

12.6 Expected maturity analysis

The weighted average duration of the defined benefit obligation is 5 years (2024: 5 years).

The expected maturity analysis of undiscounted post-employment benefits is as follows:

	<u>Less than a year</u>	<u>Between 1 - 2 years</u>	<u>Between 2 - 5 years</u>	<u>Over 5 years</u>	<u>Total</u>
31 December 2025	2,628	2,749	25,196	35,006	65,579
31 December 2024	2,437	2,284	24,719	30,058	59,498

13 Accrued and other liabilities

	<u>Note</u>	<u>2025</u>	<u>2024</u>
Accrued expenses		15,236	5,427
Accrued salaries and benefits		10,806	8,313
Dividends payable for the year	19	476	1,214
Other payables		29,759	28,171
		56,277	43,125

Other payables include unclaimed dividends amounting to Saudi Riyals 25.8 million (2024: Saudi Riyals 24.7 million).

14 Zakat

The Company and its wholly owned subsidiary ('Petrochem') file their zakat return on a consolidated basis. The other subsidiary ('Bioprotein') will file its zakat return separately.

For Bioprotein which has foreign ownership, corporate income tax is levied on the share of profits/losses attributable to foreign shareholder. The Group's exposure to income tax for the current year is not material, as Bioprotein generated an adjusted tax loss and no significant current or deferred income tax amounts arose. Accordingly, income tax has not been presented separately, and no detailed income tax disclosures have been provided, as management considers them immaterial to users of the financial statements.

14.1 Components of zakat base

For the year ended 31 December 2025 and 2024, in accordance with the regulations of ZATCA, zakat is payable at 2.578% of the zakat base which is attributable to the Saudi shareholder. Significant components of zakat base principally comprise shareholders' adjusted equity, provisions, difference between the net profit and adjusted net profit, less deduction for the net book value of property and equipment, investments and certain other items.

14.2 Provision for zakat

	<u>2025</u>	<u>2024</u>
1 January	195,307	305,438
Provision for the year	12,057	41,331
Reversal during the year (Note 14.4)	(41,800)	(98,947)
Payments	(57,191)	(52,515)
31 December	108,373	195,307

SAUDI INDUSTRIAL INVESTMENT GROUP COMPANY
(A Saudi Joint Stock Company)
Notes to the consolidated financial statements for the year ended 31 December 2025
(All amounts in Saudi Riyals thousands unless otherwise stated)

14 Zakat (continued)

14.3 Zakat charged to the consolidated statement of profit or loss and other comprehensive income

	<u>2025</u>	<u>2024</u>
Zakat for the Company	3,057	13,148
Zakat for Petrochem	(32,800)	(70,764)
	<u>(29,743)</u>	<u>(57,616)</u>

14.4 Status of certificates and final assessments

The Group is subject to zakat in accordance with the regulation of the Zakat, Tax and Customs Authority (the "ZATCA"). Provisions for zakat are charged to the consolidated statement of profit or loss and other comprehensive income.

(a) Status of assessments of the Company

The Company has filed its zakat return with ZATCA up to the year ended 31 December 2024. The zakat return up to the year ended 31 December 2021 was filed on a standalone basis. The Company has filed a consolidated zakat return with Petrochem for the year ended 31 December 2022 through 31 December 2024.

The Company has finalised its zakat status with the ZATCA for all years up to 31 December 2020 on a standalone basis.

During the year ended 31 December 2025, the Company received queries from the ZATCA relating to zakat positions for the years 2021 to 2023, which were filed on a consolidated basis, with an aggregate exposure of Saudi Riyals 46.7 million. These matters remain under review by ZATCA and no final assessments have been issued to date.

In response to the queries, management performed a comprehensive review of the zakat provision for the relevant years, taking into consideration the matters raised by ZATCA and the supporting documentation available. Based on this review, a reversal of Saudi Riyals 41.8 million of the zakat provision has been recognised in the current period.

The final outcome of the discussions with ZATCA may differ from management's review; any differences arising from the issuance of final assessments will be recognised in the period in which they are issued.

(b) Status of assessments of Petrochem

Petrochem has filed its zakat return with ZATCA up to the year ended 31 December 2024. The zakat return up to the year ended 31 December 2021 was filed on a standalone basis. SIIG has filed a consolidated zakat return with Petrochem for the year ended 31 December 2022 through 31 December 2024.

SAUDI INDUSTRIAL INVESTMENT GROUP COMPANY
(A Saudi Joint Stock Company)
Notes to the consolidated financial statements for the year ended 31 December 2025
(All amounts in Saudi Riyals thousands unless otherwise stated)

14 Zakat (continued)

14.4 Status of certificates and final assessments (continued)

(b) Status of assessments of Petrochem (continued)

Petrochem has finalised its zakat status with the ZATCA for all years up to 31 December 2020 on a standalone basis. A number of additional assessments have been issued by ZATCA which are as follows:

ZATCA raised additional zakat assessments for the years from 2014 to 2016 amounting to Saudi Riyals 204.2 million. Petrochem filed an appeal against such assessments with ZATCA, following which the case was escalated to General Secretariat of Zakat, tax and Customs Committee (“GSTC”). During the year ended 31 December 2021, the Committee for Resolution of Tax Violations and Disputes (“CRTVD”, the first level of GSTC) issued its ruling, accepting Petrochem’s appealed items partially and, accordingly, the assessments for such years were reduced to Saudi Riyals 92.5 million. Petrochem and ZATCA, both, had filed an appeal to the Appellate Committee for Tax Violations and Disputes Resolution (“ACTVD”, the final level of GSTC). During 2022, ACTVD issued its decision accepting Petrochem’s appealed items partially and returning one of the appeal’s clauses to CRTVD to consider it again. Accordingly, Petrochem escalated the case to CRTVD again based on the decision of ACTVD. During the year ended 31 December 2024, CRTVD accepted the appeal in the Company’s favour. However, ZATCA filed an appeal against the CRTVD ruling with ACTVD. ACTVD has then issued its ruling during the year ended 31 December 2024. During the year ended 31 December 2025, Petrochem has received the final assessment from ZATCA amounting to Saudi Riyals 20.8 million which has been accepted and settled by the Company which was adequately provided by the Company.

The Group’s management believes that the existing provisions in the consolidated statement of financial position are adequate to cover any additional zakat liabilities that may arise from any additional assessments and upon ultimate resolutions of the appeals for open assessments from ZATCA.

SAUDI INDUSTRIAL INVESTMENT GROUP COMPANY
(A Saudi Joint Stock Company)
Notes to the consolidated financial statements for the year ended 31 December 2025
(All amounts in Saudi Riyals thousands unless otherwise stated)

15 Related party transactions and balances

The Group has transactions with its joint ventures and an associate entity.

Related parties comprise the joint ventures, associate entity, directors and key management personnel.

(a) *Following are the significant transactions entered into by the Group:*

Related parties	Nature of transactions	For the year ended	
		2025	31 December 2024
<i>Joint ventures:</i>			
Saudi Chevron Phillips Company ("SCP")	<i>Dividends received</i>	-	487,500
	<i>Zakat reimbursed to joint ventures</i>	(4,982)	(7,880)
Jubail Chevron Phillips Company ("JCP")	<i>Zakat reimbursed to joint ventures</i>	-	(522)
	<i>Reduction of share capital of joint ventures</i>	30,000	-
Saudi Polymers Company	<i>Zakat reimbursed to joint ventures</i>	(40,950)	(992)
	<i>Reduction of share capital of joint ventures</i>	292,500	97,500
Aromatics Distribution Company FZCO ("ADCO")	<i>Dividends received</i>	61,875	-
Gulf Polymers Distribution Company FZCO ("GPDC")	<i>Dividends received</i>	343,688	390,000
<i>Associate:</i>			
Unibio	<i>Reimbursement of expenses paid on behalf of the Group</i>	(2,375)	-
<i>Subsidiary of an associate:</i>			
Unibio A/S	<i>Technical services</i>	3,178	-
	<i>Reimbursement of expenses paid on behalf of the Group</i>	(2,265)	-

SAUDI INDUSTRIAL INVESTMENT GROUP COMPANY
(A Saudi Joint Stock Company)
Notes to the consolidated financial statements for the year ended 31 December 2025
(All amounts in Saudi Riyals thousands unless otherwise stated)

15 Related party transactions and balances (continued)

(b) *Due from related parties*

	31 December 2025	31 December 2024
<i>Joint ventures:</i>		
SPCo	353,951	646,451
JCP	129,126	159,126
	483,077	805,577

Outstanding balances represents receivable from joint ventures on account of reduction of their share capital and repayable on demand. Such balances do not bear any financial charges. The group uses a general approach to measure the expected credit loss on the due from related parties balance. The group has considered the liquidity position, past repayment status and the forecast profitability of the joint ventures and the credit risk was assessed low or minimal. No impairment provision was required because the credit risk on these related parties balances was considered minimal. For nature of balances, refer Note 6.1. For credit risk on such balances, refer Note 21.1.

(c) *Due to a related party*

	31 December 2025	31 December 2024
Unibio A/S	1,734	-

Outstanding balances arising from transactions with a related party is repayable in the ordinary course of business. Such balances do not bear any financial charges.

(d) *Key management personnel compensation:*

	2025	2024
Salaries and other short-term employee benefits	14,324	14,335
Employee benefit obligations	1,175	1,038
Share based payment	916	-
	16,415	15,373

Key management personnel represent board members, directors and key personnel of the Group.

SAUDI INDUSTRIAL INVESTMENT GROUP COMPANY
(A Saudi Joint Stock Company)

Notes to the consolidated financial statements for the year ended 31 December 2025

(All amounts in Saudi Riyals thousands unless otherwise stated)

16 General and administrative expenses

	<u>2025</u>	<u>2024</u>
Salaries and benefits	45,417	41,258
Professional fees*	12,782	12,677
Rent	2,676	1,974
Donations	1,996	3,032
Share based payments	916	-
Depreciation	851	616
Withholding tax	248	783
Other	7,221	8,010
	<u>72,107</u>	<u>68,350</u>

*Auditor's remuneration for the statutory audit of the Group's consolidated financial statements, the financial statements of its subsidiaries and the financial statements of its joint ventures for the year ended 31 December 2025 amounts to Saudi Riyals 2.1 million (2024: Saudi Riyals 2.0 million). Auditor's remuneration for the review of the Group's interim financial information during the year ended 31 December 2025 amounts to Saudi Riyals 0.8 million (2024: Saudi Riyals 1.0 million). No Zakat compliance and Zakat appeal services were provided by the auditors to the Group during the year ended 31 December 2025 (2024: Saudi Riyals 1.83 million). Fees for other non-audit services provided by the auditors to the Group and joint ventures amounts to Saudi Riyals 0.47 million (2024: Saudi Riyals 0.09 million).

17 Finance income

	<u>2025</u>	<u>2024</u>
Finance income on short-term deposits	22,626	28,581

Finance income primarily relates to returns generated from Murabaha deposits placed with commercial banks. These deposits earn income at prevailing commercial rates ranging from 5.20% to 5.80% per annum (31 December 2024: 5.20% to 6.31% per annum).

18 Basic and diluted earnings per share

Basic earnings per share is calculated by dividing the earnings for the period attributable to the shareholders of the Company by the weighted average number of ordinary shares in issue during the period. As the Company does not have any dilutive potential shares, the diluted earnings per share is the same as the basic earnings per share.

	<u>2025</u>	<u>2024</u>
(Loss) profit for the year attributable to the shareholders of the Company	(103,672)	201,243
Weighted average number of ordinary shares used in calculating basic and diluted earnings per share	703,668	754,800
Earnings per share (in Saudi Riyals)	(0.15)	0.27

19 Dividends

On 9 December 2025, the Company's Board of Directors approved dividends amounting to Saudi Riyals 167.1 million (Saudi Riyals 0.25 per share) of which Saudi Riyals 166.6 million were paid during the year ended 31 December 2025 (31 December 2024: Saudi Riyals 377.4 million (Saudi Riyals 0.5 per share), of which Saudi Riyals 377.2 million were paid during the year ended 31 December 2024).

SAUDI INDUSTRIAL INVESTMENT GROUP COMPANY
(A Saudi Joint Stock Company)

Notes to the consolidated financial statements for the year ended 31 December 2025
(All amounts in Saudi Riyals thousands unless otherwise stated)

20 Segment reporting

The Board of Directors of the Group assesses the financial performance and position of the Group and makes strategic decisions. The Board of Directors has been identified as being the Chief Operating Decision Maker. The Board of Directors uses a measure of group's share of profit/(loss) from joint ventures to assess the performance of the operating segments. In respect of performance appraisal and allocation of resources, the activities and operations of the Group and its joint ventures comprise two operating segments which are within the petrochemical sector. The two operating segments are polymers (representing SPCo and GPDC) and Aromatics (representing SCP, JCP and ADCo). The Group's subsidiary (Bioprotein) and associate (Unibio) have not commenced operations as at the reporting date.

Refer to Note 6 for information about the performance of these joint ventures.

Operating assets are located in the Kingdom of Saudi Arabia. The revenue of the operating segments is geographically distributed as follows:

Polymers	2025	2024
Domestic/Middle East	20%	20%
Asia	49%	44%
Europe/Africa	31%	36%
	100%	100%
Aromatics	2025	2024
Domestic/Middle East	54%	47%
Asia	18%	19%
Europe/Africa	28%	34%
	100%	100%

21 Financial risk management

21.1 Financial risk factors

The Group's activities expose it to a variety of financial risks including the effects of changes in market risk (including currency risk, fair value and cash flow interest rate risk and price risk), credit risk and liquidity risk. The Group's overall risk management programme focuses on the unpredictability of financial markets and seeks to minimise potential adverse effects on the Group's financial performance. Risk management is carried out by the senior management under policies approved by the Board of Directors.

This note presents information about the Group's exposure to each of the above risks, the Group's objectives, policies and processes for measuring and managing risk, and the Group's management of capital. Furthermore, quantitative disclosures are included throughout these consolidated financial statements.

The Board of Directors has overall responsibility for the establishment and oversight of the Group's risk management framework. The Board of Directors is responsible for developing and monitoring the Group's risk management policies.

The Group's risk management policies are established to identify and analyse the risks faced by the Group, to set appropriate risk limits and controls, and to monitor risks and adherence to limits. Risk management policies and systems are reviewed regularly to reflect changes in market conditions and the Group's activities. The Group, through its training and management standards and procedures, aims to develop a disciplined and constructive control environment in which all employees understand their roles and obligations.

SAUDI INDUSTRIAL INVESTMENT GROUP COMPANY
(A Saudi Joint Stock Company)
Notes to the consolidated financial statements for the year ended 31 December 2025
(All amounts in Saudi Riyals thousands unless otherwise stated)

21 Financial risk management (continued)

21.1 Financial risk factors (continued)

The Group's Audit Committee oversees how management monitors compliance with the Group's risk management policies and procedures and reviews the adequacy of the risk management framework in relation to the risks faced by the Group. The Audit Committee is assisted in its oversight role by the Internal Audit department. The Internal Audit department undertakes both regular and adhoc reviews of risk management controls and procedures, the results of which are reported to the Audit Committee.

(a) Market risk

(i) *Currency risk*

Currency risk is the risk that the value of a financial instrument will fluctuate due to changes in foreign exchange rates. The Group's transactions are primarily in Saudi Riyals. Management of the Group believes that the currency risk for the financial instruments is not significant.

(ii) *Fair value and cash flow interest rate risk*

Interest rate risk is the risk that the value or cash flows of a financial instrument will fluctuate due to changes in market interest rates. At 31 December 2025, the Group had interest bearing financial assets of Saudi Riyals 240.0 million (2024: Saudi Riyals 906.9 million). However, the interest rates have been agreed with the respective financial institutions.

(iii) *Price risk*

The risk that the value of a financial instrument will fluctuate as a result of changes in market prices, whether those changes are caused by factors specific to the individual instrument or its issuer or factors affecting all instruments traded in the market. The Group's financial assets and liabilities are not exposed to price risk.

(b) *Credit risk*

Credit risk arises from cash and cash equivalents, due from related parties and other financial assets carried at amortised cost.

Credit risk represents the financial loss that would be recognised at the reporting date if the counter parties failed to meet its contractual obligations. The maximum exposure to credit risk is equal to the carrying amount of financial assets.

Concentration of credit risk arises when a number of counterparties are engaged in similar business activities, or activities in the same geographic region, or have similar economic features that would cause their ability to meet contractual obligations to be similarly affected by changes in economic political or other conditions. Concentrations of credit risk indicate the relative sensitivity of the Group's performance to developments affecting a particular industry or geographical location.

As at 31 December 2025 and 2024, all amounts were due from SPCo and JCP. Also refer to Note 15.

SAUDI INDUSTRIAL INVESTMENT GROUP COMPANY
(A Saudi Joint Stock Company)

Notes to the consolidated financial statements for the year ended 31 December 2025

(All amounts in Saudi Riyals thousands unless otherwise stated)

21 Financial risk management (continued)

21.1 Financial risk factors (continued)

(b) Credit risk (continued)

The Group has established credit policies and procedures that are considered appropriate and commensurate with the nature and size of receivables. The Group applies the simplified approach to providing for expected credit losses prescribed by IFRS 9, which permits the use of the lifetime expected loss provision for all due from related parties' balances arising out of commercial transactions. For due from related parties' balances arising out of non-commercial transactions, the Group uses the following staging criteria when using the general approach for estimating ECL:

- At initial recognition, stage 1 is assigned to the financial asset;
- At subsequent measurement dates, a financial asset would be classified in:
 - i) Stage 1 (12-month ECL), if at the reporting date it is not credit impaired and credit risk has not increased significantly since initial recognition or it belongs to a low credit risk portfolio;
 - ii) Stage 2 (30+ days overdue or counterparty risk downgraded to non-investment grade), if at the reporting date it is not credit impaired and credit risk has not increased significantly since initial recognition; or
 - iii) Stage 3 (365+ days overdue or in default), if at the reporting date it is credit-impaired.

For due from related parties, an internal risk assessment process determines the credit quality of the counter-parties, considering their financial positions, past experiences and other factors. Individual risk limits are set based on internal or external credit worthiness ratings in accordance with limits set by the management. As at 31 December 2025 and 2024, there are no assumptions to which a reasonably possible change may cause a material change to the provision for expected credit loss on due from related parties.

Credit risk on due from related parties is considered minimal as management monitors and reconciles amounts due from related parties on a regular basis and recoverability is not considered to be doubtful. Management does not expect any losses from non-performance by such related parties. At 31 December 2025 and 2024, the non-commercial portion of due from related parties' balance was in Stage 1 and the ECL allowance on due from related parties was immaterial.

Other financial assets:

Other financial assets at amortised cost include loans to employees and other receivables. The instruments are considered to be low credit risk when they have a low risk of default and the issuer has a strong capacity to meet its contractual cash flow obligations in the near term. Management considers 'low credit risk' for loan to employees and other receivables. At 31 December 2025 and 2024, the ECL allowance on other financial assets was immaterial.

Cash at bank:

For banks, parties generally with a rating of P-2 are accepted. The stated rating is as per the global bank ratings by Moody's Investors Service. The ECL for cash and cash equivalents is determined using the general approach, and instruments are considered as low risk. Management does not expect any losses from nonperformance by these counterparties. At 31 December 2025 and 2024, the ECL allowance on cash at bank was immaterial.

SAUDI INDUSTRIAL INVESTMENT GROUP COMPANY
(A Saudi Joint Stock Company)
Notes to the consolidated financial statements for the year ended 31 December 2025
(All amounts in Saudi Riyals thousands unless otherwise stated)

21 Financial risk management (continued)

21.1 Financial risk factors (continued)

(c) Liquidity risk

Liquidity risk is the risk that the Group will not be able to meet its financial obligations as they fall due. The Group's approach to managing liquidity is to ensure, as far as possible, that it will have sufficient liquidity to meet its liabilities when due, under both normal and stressed conditions, without incurring unacceptable losses or risking damage to the Group's reputation.

Typically, the Group ensures that it has sufficient cash on demand to meet expected operational expenses including the servicing of financial obligations. This excludes the potential impact of extreme circumstances that cannot be reasonably predicted, such as natural disasters.

The maturity of the Group's financial liabilities based on the remaining contractual maturity period at the reporting date is less than one year.

21.2 Capital risk management

The Group's objectives when managing capital are to safeguard the Group's ability to continue as a going concern in order to provide returns for shareholders and benefits for other stakeholders and to maintain an optimal capital structure to reduce the cost of capital. In order to maintain or adjust the capital structure, the Group may adjust the amount of dividends paid to shareholders, return capital to shareholders, issue new shares or sell assets to reduce debt. Total capital for the Group is calculated as 'total equity' as shown in the consolidated statement of financial position.

During the years ended 31 December 2025 and 2024, the Group did not have any debt.

21.3 Fair value estimation

Fair value is the price that would be received to sell an asset or paid to transfer a liability in an ordinary transaction between market participants at the measurement date in the principal or, in its absence, the most advantageous market to which the Group has access at that date. The fair value of a liability reflects its non-performance risk.

The Group has established practices with respect to the measurement of fair values. Management has overall responsibility for overseeing all significant fair value measurements, including level three fair values.

Management regularly reviews significant unobservable inputs and valuation adjustments. If third party information, such as broker quotes or pricing services, is used to measure fair values, then management assesses the evidence obtained from the third parties to support the conclusion that such valuations meet the requirements of IFRS, that are endorsed in the Kingdom of Saudi Arabia, and other standards and pronouncements issued by SOCPA, including the level in the fair value hierarchy in which such valuations should be classified.

SAUDI INDUSTRIAL INVESTMENT GROUP COMPANY
(A Saudi Joint Stock Company)
Notes to the consolidated financial statements for the year ended 31 December 2025
(All amounts in Saudi Riyals thousands unless otherwise stated)

21 Financial risk management (continued)

21.3 Fair value estimation (continued)

When measuring the fair value of an asset or liability, the Group uses observable market data as far as possible. Fair values are categorised into different levels in a fair value hierarchy based on the inputs used in the valuation techniques as follows:

- Level 1: quoted prices (unadjusted) in active markets for identical assets or liabilities.
- Level 2: inputs other than quoted prices included in level 1 that are observable for the asset or liability, either directly (i.e. as prices) or indirectly (i.e. derived from prices).
- Level 3: inputs for the asset or liability that are not based on observable market data (unobservable inputs).

If the inputs used to measure the fair value of an asset or liability falls into different levels of the fair value hierarchy, then the fair value measurement is categorised in its entirety in the same level of the fair value hierarchy as the lowest input level that is significant to the entire measurement.

The Group recognises transfers between levels of the fair value hierarchy at the end of the reporting period during which the change has occurred.

The fair values of the Group's financial instruments are estimated to approximate their carrying values since the financial instruments are short-term in nature, carry interest rates which are based on prevailing market interest rates and are expected to be realised at their current carrying values within twelve months from the date of consolidated statement of financial position.

22 Financial instruments

The financial instruments by measurement category are detailed in the table below:

	<u>2025</u>	<u>2024</u>
Financial assets at amortised cost		
Other assets	8,732	6,405
Prepayments and other current assets	1,180	1,810
Due from related parties	483,077	805,577
Short-term Murabaha deposits	-	30,152
Cash and cash equivalents	399,645	919,068
Total	892,634	1,763,012
Financial liabilities at amortised cost		
Trade payables	1,034	-
Accrued and other liabilities	56,277	43,125
Due to a related party	1,734	-
Total	59,045	43,125

As at 31 December 2025, for the purpose of the financial instruments disclosure, non-financial assets amounting to Saudi Riyals 3.0 million (2024: Saudi Riyals 6.7 million) have been excluded from prepayments and other current assets.

SAUDI INDUSTRIAL INVESTMENT GROUP COMPANY
(A Saudi Joint Stock Company)
Notes to the consolidated financial statements for the year ended 31 December 2025
(All amounts in Saudi Riyals thousands unless otherwise stated)

23 Employees' long-term employee incentives program

The Group has established an equity-settled long-term incentive program (LTIP) designed to attract, motivate, and retain key employees and align remuneration with long-term shareholder value. The program is governed by the Nomination and Remuneration Committee of the Board of Directors and will be settled in treasury shares held by the Group. There are no cash alternatives.

During the year ended 31 December 2025, the Group granted 172,361 share awards to eligible employees under LTIP 2025. The awards are subject to a three-year service condition and specified non-market performance conditions linked to the Group's strategic objectives. Vesting occurs at the end of three years, provided both service and performance conditions are satisfied. Employees who cease employment before the vesting date forfeit unvested awards.

The grant-date fair value per award is measured by reference to the Company's share price at the grant date. As at 31 December 2025, the weighted average remaining vesting period for LTIP 2025 is approximately 2.0 years.

For the year ended 31 December 2025, the Group recognised Saudi Riyals 0.9 million (2024: nil) as share based payment expense within general and administrative expenses, with a corresponding credit to equity (share based payment reserve) presented in the consolidated statement of changes in equity.

As at 31 December 2025, 172,361 awards were outstanding, no forfeitures occurred during the year, and none had vested. These awards are contingently issuable and were not included in diluted earnings per share for the year.

24 Contingencies and commitments

The capital expenditures contracted by the Group but not incurred till 31 December 2025 was approximately Saudi Riyals 2.4 million (2024: nil).

25 Events after the reporting date

No other events have arisen subsequent to 31 December 2025 and before the date of authorisation for issue of these consolidated financial statements, that could have a significant effect on these consolidated financial statements for the year ended 31 December 2025.