

Fund Objective

The Fund seeks to invest in Sharia-compliant money market instruments and maximize short-term capital growth while preserving the invested capital.

Fund Facts

Fund start date	1-Jun-2016
Unit price upon offering	SAR 10.00
Fund size	44,460,145.15
Fund type	Open Ended Shariah Compliant Money Market
Currency	Saudi Riyal
Risk Level	Low Risk
Benchmark	1M SIBOR
Number of distributions	N/A
Percentage of fees for the management of the invested funds	0.25% per annum of Net Assets
Investment advisor and fund sub-management	N/A
Number of days of the weighted average	238.00

Price information

Unit Price (SAR)	12.0329
Change in unit price (compared to previous quarter)	1.10%
Dual unit price for money market funds, and debt instruments funds with fixed income	N/A
Total units of the fund	3,694,897
Total net assets	44,460,145.15
P/E ratio	N/A

Fund information

Total expense ratio to net average assets (%)	0.24%
Borrowing percentage to net assets value (%)	N/A
Dealing expenses	N/A
Percentage of dealing expenses to net average assets (%)	N/A
Amount of fund manager's investments to net asset value	9,421,204.23
Percentage of fund manager's investments to net asset value (%)	21.19%
Distributed profits	N/A
Percentage of Distributed profits	N/A

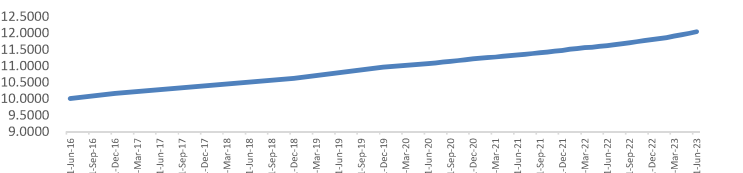
Details of the fund's ownership investments

Full ownership	100%
Usufruct right	N/A

Contact Information

Phone Number	8001180180
Website	www.sicocapital.com
Email	amd@sicocapital.com

Unit Price Performance



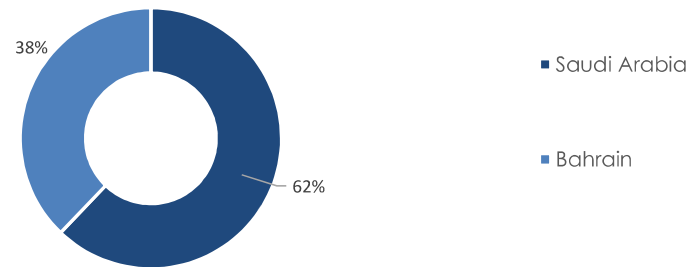
SICO Capital does not guarantee the performance of any investment. The Past performance is not necessarily a guide to future performance. The price & value of or income from your investment is variable and may increase or decrease and the investor may get back less than invested. The fund invests in securities as per the Terms & Conditions of the Fund and therefore is exposed to various types of risk which the investor should read and be aware of. The fund manager has no obligation to redeem units of the offer value; and that the value of units and the income from them can go down as well as up. The investment may not be suitable for all types of investors. SICO Capital recommends to all investors that they should seek advice from their investment adviser. Participating in an investment carries an inherent risk of loss. Investments are subject to investment risks; please refer to the terms and conditions for more details about the related risks. To obtain a copy of the fund Terms and Conditions and financial statements, please visit our website on www.sicocapital.com or call 8001010008 or visit our offices as per the address below. SICO Capital or its affiliates may invest into the fund or its related securities. SICO Capital also carries on other independent securities business such as Corporate Finance, Investment Banking & Brokerage and that it or its affiliates may be providing or may have provided in the past 12 months, other securities business services to the issuers of securities, in which the Fund may invest

Revenue	3 Months	YTD	1 Year	3 Years	5 Years
Fund Performance	1.10%	2.02%	3.65%	8.81%	15.01%
Benchmark Performance	1.39%	2.68%	4.55%	6.30%	11.15%
Performance Difference	-0.29%	-0.66%	-0.90%	2.51%	3.85%

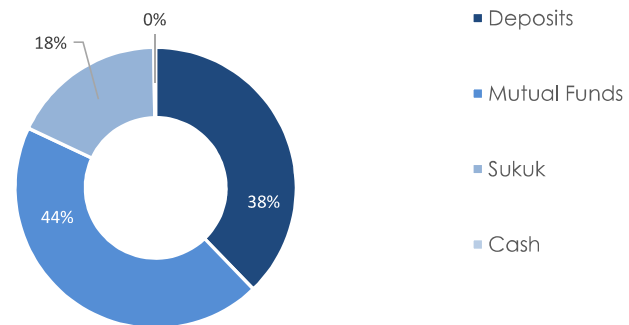
Performance and Risks

Performance and Risks Standards	3 Months	YTD	1 Year	3 Years	5 Years
Standard Deviation	0.15%	0.17%	0.21%	0.31%	0.63%
Sharp Ratio	-1.95	-3.83	-4.25	7.97	6.14
Tracking Error	0.14%	0.16%	0.15%	0.15%	0.45%
Beta	5.10	2.73	0.38	0.32	0.36
Alpha	-0.29%	-0.66%	-0.90%	2.51%	3.85%
Information Index	-1.98	-4.04	-6.06	17.23	8.53

Geographical Allocation



Sector Allocation



Top 10 Holdings

