

MEFIC Quarterly Report – Q2 2023

MEFIC REIT: is a Shariah-compliant Real Estate Investment Traded Fund (REIT) that has the primary investment objective of providing its investors with periodic income by investing in income-generating assets in Saudi Arabia and GCC.

Statistics of Properties Portfolio

Number of properties	7
Number of Tenants	247
Total area of the building surfaces	137,273
Total land area	148,586
Weighted Average Lease Expiry (WALE)	1.51
Occupancy Rate	71%

REIT information

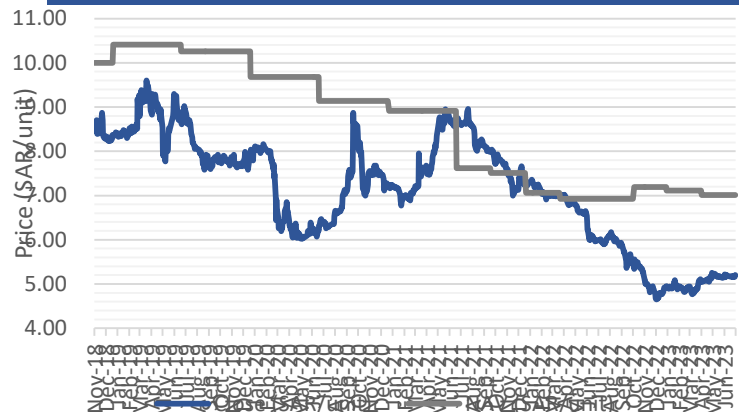
Number of Units	73,276,800
Fund Manager	Middle East Financial Investment Company (MEFIC Capital)
Dividend Policy	Semi-annual
REIT code	4346
Bloomberg Code	meficabequity

Statistics of REIT as of 30 June 2023 (Unaudited)

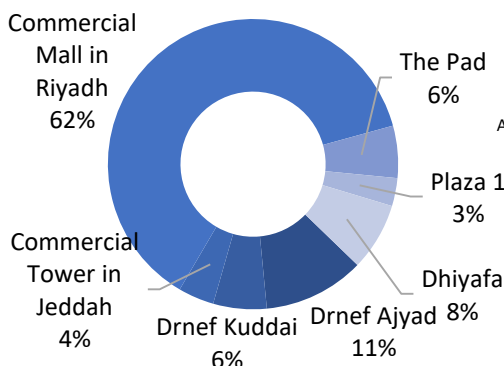
Market Cap	379,573,824
Market Cap per unit (30 June 23)	5.18
Net Asset Value (NAV)	513,540,710
NAV per unit (unit price at the end of the quarter)	7.0082
Properties Value (book value)	898,901,984
Properties Value (Avg fair value)*	971,134,586

* As per the latest published valuation report

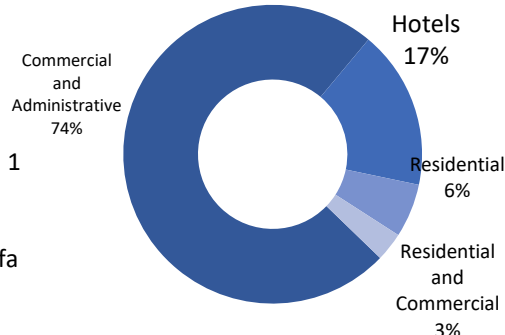
MEFIC REIT Unit performance (SAR/Unit)



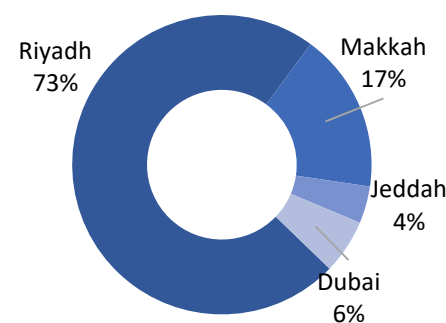
Property breakdown



Sector breakdown



Geographic location breakdown



MEFIC Quarterly Report – Q2 2023

Property Occupancy Rates on 30 June 2023 (Unaudited)	% to total value of asset (book value)	Occupancy Rate
Souq Sharq (Commercial Mall in Riyadh)	63%	81%
Plaza 1	3%	98%
Dhiyafa	7%	100%
Alandalus Building in Jeddah	4%	81%
Drnef Agyad	11%	0%
Drnef Kuddai	6%	0%
The Pad Dubai	6%	100%
Total	100%	71%

Dividend Payment during Q2 2023	
Total Dividend (SAR)	0
Number of existing units to which it has been dividend	73,276,800
Dividend value per unit	0
Dividend ratio of the fund's net asset value	0.0%
Eligibility for cash dividends	NA

Previous Dividends	Dividend per unit (SAR/unit)	Dividend Date	Dividend due Date	Financial period for which the Dividends due
First Dividend	0.3762	30-Jun-19	29-Jul-19	Since fund inception till 30 June 2019
Second Dividend	0.25	31-Mar-20	9-Apr-20	H2 2019
Third Dividend	0.15	31-Mar-21	19-Apr-21	H2 2020
Fourth Dividend	0.05	30 Sep 21	18-Oct-21	H1 2021
Fifth Dividend	0.10	31 Mar 22	18-Apr-22	H2 2021
Sixth Dividend	0.05	30 Sep 22	17-Oct-22	H1 2022

MEFIC Quarterly Report – Q2 2023

REIT KPIs during Q2 2023(Unaudited)	
Net Income (loss) (SAR)*	(11,089,983)
Net Income (loss) per unit EPS (SAR/unit)	(0.15)
Dividende per unit DPS (SAR/unit)	0.00
Rental income to market cap	16.81%
Dividend yield (annualized) %	0.00%
Expenses/cost to rental income **	33.34%
Expenses/cost to total assets **	2.11%
Debt to Asset ***	34.40%
Loan exposure period	NA
Loan due date	28/06/2026
Fund total asset	1,009,322,268

* From January to June 2023

** Properties OPEX and REIT Expenses

*** Facility Line

Expenses and Fees charged to the fund as at 30 June 2023 (Unaudited)	Amount	Percentage to Total Assets	Maximum Expense (SAR)
Fund Management Fees (SAR)	900,272	0.09%	NA (% of NAV)
Custody Fee (SAR)	127,998	0.01%	NA (% of NAV)
Audit Fee (SAR)	27,500	0.00%	56,500
Valuation Fee (SAR)	100,000	0.01%	172,800
Other fund expenses	266,608	0.03%	NA
Total	1,422,378	0.14%	

Material and immaterial Changes and Fund Updates

- Resignation of the independent board members of the fund and Appointment of new independent board members.
- Signing a management and operation agreement with “BOUDL Hotels & Resorts Group” to manage and operate Drnef Ajyad Hotel & Drnef Kuddai Hotel)