


Weekly Stock Market Ownership and Trading Activity Report

Market Reports

Week Ending 1 June 2017



Definitions




Weekly Stock Market Ownership and Trading Activity Report

Definitions

| Nationality | Investor Type | Description |
|----------------------|---|---|
| Saudi | Individuals | Saudi Individuals have been classified under 4 categories as defined below: |
| | - Retail | Retail investors are Saudi individuals , excluding IPIs (see below) and HNWIs. |
| | - High Net Worth Investors (HNWIs) | HNWIs are Saudi individuals who have had an average portfolio size of SAR 1m (and above) for the preceding 12 months, excluding IPIs (see below). |
| | - Individual Professional Investors (IPIs) | IPIs are Saudi individuals who have had an average portfolio size of SAR 50m (and above) for the preceding 12 months and a portfolio turnover ratio of not more than 4 times annually. |
| | - Individual DPMs | Saudi individual investment account in which the manager (Authorized Person) makes the buy/sell decisions for its client without referring to the account owner (based on to the agreed terms between them). |
| | Institutions | Saudi Institutions have been classified under 4 categories as defined below: |
| | - Corporates | Saudi company with a commercial registration permitting its investment in the stock market . |
| | - Mutual Funds | A mutual fund managed by an Authorized Person and licensed by the CMA. |
| | - Government Related Entities (GREs) | A Government entity or a supranational authority recognized by the CMA. |
| - Institutional DPMs | Saudi institutional investment account in which the manager (Authorized Person) makes the buy/sell decisions for its client without referring to the account owner (based on to the agreed terms between them). | |
| GCC | Individuals | GCC natural person |
| | Institutions | GCC legal person with a commercial registration certificate (corporate or mutual fund), in addition to GCC government entities. |
| | GCC DPMs | GCC investment account (institutional or individual) in which the manager (Authorized Person) makes the buy/sell decisions for its client without referring to the account owner (based on to the agreed terms between them). |
| Foreign | SWAP Holders | Authorized Person with the permission to enter into SWAP agreements to transfer the economic benefits of its ownership of shares in Saudi companies listed on the Saudi Stock Exchange to its non-resident foreign clients. |
| | Foreign Residents | Foreign investors domiciled in the Kingdom with a valid residency permit (Iqama) (excluding GCC nationals). |
| | QFIs | Qualified Foreign Institutional investors registered with the CMA in accordance with the QFI Rules, to invest in shares listed on the Saudi Stock Exchange. |
| | Foreign DPMs | Foreign resident investment account in which the manager (Authorized Person) makes the buy/sell decisions for its client without referring to the account owner (based on to the agreed terms between them). |
| | Strategic Partners | Foreign investors considered founders and partners of Saudi listed companies. |

Highlights



Weekly Stock Market Ownership and Trading Activity Report


Highlights

The total value of shares traded for the week ending 1 June 2017 amounted to SAR 10.02 billion, decreasing by 22.65% over the previous week; while total stock market capitalization reached SAR 1,621.03 billion at the end of this period, decreasing by 0.18% over the previous week.

- ▶ The total value of shares purchased by “Saudi Investors” during this period amounted to SAR 9.39 billion representing 93.71% of total buying activity, and sales of SAR 9.60 billion representing 95.89% of total selling activity. Total ownership of “Saudi Investors” stood at 93.50% of total market capitalization as of 1 June 2017, representing an increase of 0.001% from the previous week.
- ▶ The total value of shares purchased by “GCC Investors” during this period amounted to SAR 0.170 billion representing 1.69% of total buying activity, and sales of SAR 0.176 billion representing 1.76% of total selling activity. Total ownership of “GCC Investors” stood at 2.28% of total market capitalization as of 1 June 2017, representing a decrease of 0.02% from the previous week.
- ▶ The total value of shares purchased by “Foreign Investors” during this period amounted to SAR 0.460 billion representing 4.59% of total buying activity, and sales of SAR 0.235 billion representing 2.35% of total selling activity. Total ownership of “Foreign Investors” stood at 4.22% of total market capitalization as of 1 June 2017, representing an increase of 0.02% from the previous week.



Stock Market Value Traded Breakdown



Weekly Stock Market Ownership and Trading Activity Report

Value Traded (by Nationality and Investor Type)

Stock Market Traded Value Breakdown - By Nationality and Investor Type

| Nationality | Investor Type | Buy | | Sell | | Net Value Traded | |
|--------------------|---------------------------------|-----------------------|-----------------|-----------------------|------------------|-----------------------|-----------------------------|
| | | SAR | % of Total Buys | SAR | % of Total Sells | SAR (Buy - Sell) | Difference (% Buy - % Sell) |
| Saudi | Individuals: | | | | | | |
| | Retail | 3,263,853,552 | 32.59% | 4,375,869,947 | 43.69% | -1,112,016,396 | -11.10% |
| | HNWIs | 3,494,511,434 | 34.89% | 3,455,541,125 | 34.50% | 38,970,309 | 0.39% |
| | IPIs | 407,107,293 | 4.06% | 574,794,083 | 5.74% | -167,686,790 | -1.67% |
| | Individual DPMs | 115,758,925 | 1.16% | 99,842,487 | 1.00% | 15,916,438 | 0.16% |
| | Sub Total (Individuals) | 7,281,231,204 | 72.70% | 8,506,047,643 | 84.93% | -1,224,816,439 | -12.23% |
| | Institutions: | | | | | | |
| | Corporates | 1,097,803,956 | 10.96% | 481,022,835 | 4.80% | 616,781,121 | 6.16% |
| | Mutual Funds | 808,452,353 | 8.07% | 494,187,876 | 4.93% | 314,264,477 | 3.14% |
| | GRE's | 0 | 0.00% | 0 | 0.00% | 0 | 0.00% |
| | Institution DPMs | 198,218,218 | 1.98% | 122,525,688 | 1.22% | 75,692,530 | 0.76% |
| | Sub Total (Institutions) | 2,104,474,527 | 21.01% | 1,097,736,400 | 10.96% | 1,006,738,128 | 10.05% |
| | Total Saudi Investors | 9,385,705,731 | 93.71% | 9,603,784,042 | 95.89% | -218,078,311 | -2.18% |
| GCC | Individuals | 28,834,241 | 0.29% | 25,744,716 | 0.26% | 3,089,525 | 0.03% |
| | Institutions | 140,471,968 | 1.40% | 150,468,793 | 1.50% | -9,996,824 | -0.10% |
| | GCC DPMs | 254,408 | 0.00% | 117,760 | 0.00% | 136,648 | 0.00% |
| | Total GCC Investors | 169,560,618 | 1.69% | 176,331,269 | 1.76% | -6,770,651 | -0.07% |
| Foreign | SWAP Holders | 188,334,705 | 1.88% | 69,470,952 | 0.69% | 118,863,753 | 1.19% |
| | Foreign Residents | 85,818,687 | 0.86% | 111,448,665 | 1.11% | -25,629,978 | -0.26% |
| | QFIs | 114,484,278 | 1.14% | 54,155,215 | 0.54% | 60,329,064 | 0.60% |
| | Foreign DPMs | 71,327,104 | 0.71% | 40,980 | 0.00% | 71,286,124 | 0.71% |
| | Strategic Partners | 0 | 0.00% | 0 | 0.00% | 0 | 0.00% |
| | Total Foreign Investors | 459,964,774 | 4.59% | 235,115,812 | 2.35% | 224,848,962 | 2.25% |
| Grand Total | | 10,015,231,123 | 100.00% | 10,015,231,123 | 100.00% | | |

Weekly Stock Market Ownership and Trading Activity Report

Value Traded (by Investor Classification)

| Stock Market Traded Value Breakdown - By Investor Classification | | | | | | |
|--|-----------------------|-----------------|-----------------------|------------------|------------------|-----------------------------|
| Investor Classification | Buy | | Sell | | Net Value Traded | |
| | SAR | % of Total Buys | SAR | % of Total Sells | SAR (Buy - Sell) | Difference (% Buy - % Sell) |
| Institutional | 3,142,213,208 | 31.37% | 2,046,626,669 | 20.44% | 1,095,586,539 | 10.94% |
| Non-Institutional | 6,873,017,914 | 68.63% | 7,968,604,454 | 79.56% | -1,095,586,539 | -10.94% |
| Grand Total | 10,015,231,123 | 100.00% | 10,015,231,123 | 100.00% | | |

Definitions


Institutional:

Refers to investors with institutional behavior including GREs, Saudi Corporates, Saudi Mutual Funds, Saudi and Non-Saudi DPMs, Saudi Individual Professional Investors (IPI), SWAP Holders, Foreign Strategic Partners and Qualified Foreign Investors (QFI).

Non Institutional:

Refers to investors with non-institutional behavior including Saudi Retail Investors, Saudi High Net Worth Investors (HNWI), GCC Individuals and Foreign Residents.

Stock Market Ownership Breakdown



Weekly Stock Market Ownership and Trading Activity Report

Ownership Value (by Nationality and Investor Type)

Stock Market Ownership Breakdown - By Nationality and Investor Type

| Nationality | Investor Type | As of 25 May 2017 | | As of 1 June 2017 | | Weekly Change | |
|------------------------------|---------------------------------|--------------------------|--------------------------|--------------------------|-----------------------|-----------------------|-----------------|
| | | Holding Value (SAR) | Ownership (%) | Holding Value (SAR) | Ownership (%) | Δ Holding Value (SAR) | Δ Ownership (%) |
| Saudi | Individuals: | | | | | | |
| | Retail | 72,075,548,500 | 4.44% | 70,015,809,424 | 4.32% | -2,059,739,076 | -0.12% |
| | HNWIs | 128,846,244,305 | 7.93% | 130,476,179,592 | 8.05% | 1,629,935,286 | 0.12% |
| | IPIs | 247,262,310,566 | 15.23% | 247,291,338,658 | 15.26% | 29,028,092 | 0.03% |
| | Individual DPMs | 4,461,562,747 | 0.27% | 4,442,524,128 | 0.27% | -19,038,619 | 0.00% |
| | Sub Total (Individuals) | 452,645,666,119 | 27.87% | 452,225,851,802 | 27.90% | -419,814,317 | 0.03% |
| | Institutions: | | | | | | |
| | Corporates | 275,828,162,131 | 16.98% | 275,772,893,653 | 17.01% | -55,268,478 | 0.03% |
| | Mutual Funds | 89,844,563,840 | 5.53% | 90,325,870,167 | 5.57% | 481,306,327 | 0.04% |
| | GRE's | 654,042,133,662 | 40.27% | 651,256,371,362 | 40.18% | -2,785,762,299 | -0.10% |
| | Institution DPMs | 46,034,142,363 | 2.83% | 46,034,623,789 | 2.84% | 481,426 | 0.01% |
| | Sub Total (Institutions) | 1,065,749,001,995 | 65.62% | 1,063,389,758,971 | 65.60% | -2,359,243,024 | -0.02% |
| Total Saudi Investors | 1,518,394,668,114 | 93.50% | 1,515,615,610,773 | 93.50% | -2,779,057,341 | 0.00% | |
| GCC | Individuals | 2,901,627,516 | 0.18% | 2,898,479,839 | 0.18% | -3,147,677 | 0.00% |
| | Institutions | 33,806,260,790 | 2.08% | 33,466,809,153 | 2.06% | -339,451,637 | -0.02% |
| | GCC DPMs | 607,200,415 | 0.04% | 606,385,760 | 0.04% | -814,655 | 0.00% |
| | Total GCC Investors | 37,315,088,720 | 2.30% | 36,971,674,751 | 2.28% | -343,413,969 | -0.02% |
| Foreign | SWAP Holders | 9,830,228,191 | 0.61% | 9,899,340,856 | 0.61% | 69,112,665 | 0.01% |
| | Foreign Residents | 4,135,200,203 | 0.25% | 4,116,543,087 | 0.25% | -18,657,116 | 0.00% |
| | QFIs | 5,443,788,519 | 0.34% | 5,491,370,179 | 0.34% | 47,581,660 | 0.00% |
| | Foreign DPMs | 2,420,174,873 | 0.15% | 2,526,459,317 | 0.16% | 106,284,444 | 0.01% |
| | Strategic Partners | 46,479,086,009 | 2.86% | 46,405,683,630 | 2.86% | -73,402,379 | 0.00% |
| | Total Foreign Investors | 68,308,477,795 | 4.21% | 68,439,397,070 | 4.22% | 130,919,275 | 0.02% |
| Grand Total | | 1,624,018,234,629 | 100.00% | 1,621,026,682,594 | 100.00% | -2,991,552,035 | |

Weekly Stock Market Ownership and Trading Activity Report

Ownership Value (by Investor Classification)

Stock Market Ownership Breakdown - By Investor Classification

| Investor Classification | As of 25 May 2017 | | As of 1 June 2017 | | Weekly Change | |
|--------------------------|--------------------------|----------------|--------------------------|----------------|-----------------------|-----------------|
| | Holding Value (SAR) | Ownership (%) | Holding Value (SAR) | Ownership (%) | Δ Holding Value (SAR) | Δ Ownership (%) |
| Institutional | 1,416,059,614,106 | 87.19% | 1,413,519,670,653 | 87.20% | -2,539,943,453 | 0.00% |
| Non-Institutional | 207,958,620,524 | 12.81% | 207,507,011,941 | 12.80% | -451,608,582 | 0.00% |
| Grand Total | 1,624,018,234,629 | 100.00% | 1,621,026,682,594 | 100.00% | -2,991,552,035 | |

Definitions

Institutional:

Refers to investors with institutional behavior including GREs, Saudi Corporates, Saudi Mutual Funds, Saudi and Non-Saudi DPMs, Saudi Individual Professional Investors (IPI), SWAP Holders, Foreign Strategic Partners and Qualified Foreign Investors (QFI).

Non Institutional:

Refers to investors with non-institutional behavior including Saudi Retail Investors, Saudi High Net Worth Investors (HNWI), GCC Individuals and Foreign Residents.

السوق المالية السعودية
Saudi Stock Exchange

تداول
Tadawul

Thank you

