


Monthly Stock Market Ownership and Trading Activity Report

Market Reports

Month Ending 31 January 2017



Definitions




Monthly Stock Market Ownership and Trading Activity Report

Definitions

Nationality	Investor Type	Description
Saudi	Individuals	Saudi Individuals have been classified under 4 categories as defined below:
	- Retail	Retail investors are Saudi individuals , excluding IPIs (see below) and HNWIs .
	- High Net Worth Investors (HNWIs)	HNWIs are Saudi individuals who have had an average portfolio size of SAR 1m (and above) for the preceding 12 months, excluding IPIs (see below).
	- Individual Professional Investors (IPIs)	IPIs are Saudi individuals who have had an average portfolio size of SAR 50m (and above) for the preceding 12 months and a portfolio turnover ratio of not more than 4 times annually.
	- Individual DPMs	Saudi individual investment account in which the manager (Authorized Person) makes the buy/sell decisions for its client without referring to the account owner (based on to the agreed terms between them).
	Institutions	Saudi Institutions have been classified under 4 categories as defined below:
	- Corporates	Saudi company with a commercial registration permitting its investment in the stock market .
	- Mutual Funds	A mutual fund managed by an Authorized Person and licensed by the CMA.
	- Government Related Entities (GREs)	A Government entity or a supranational authority recognized by the CMA.
- Institutional DPMs	Saudi institutional investment account in which the manager (Authorized Person) makes the buy/sell decisions for its client without referring to the account owner (based on to the agreed terms between them).	
GCC	Individuals	GCC natural person
	Institutions	GCC legal person with a commercial registration certificate (corporate or mutual fund), in addition to GCC government entities.
	GCC DPMs	GCC investment account (institutional or individual) in which the manager (Authorized Person) makes the buy/sell decisions for its client without referring to the account owner (based on to the agreed terms between them).
Foreign	SWAP Holders	Authorized Person with the permission to enter into SWAP agreements to transfer the economic benefits of its ownership of shares in Saudi companies listed on the Saudi Stock Exchange to its non-resident foreign clients.
	Foreign Residents	Foreign investors domiciled in the Kingdom with a valid residency permit (Iqama) (excluding GCC nationals).
	QFIs	Qualified Foreign Institutional investors registered with the CMA in accordance with the QFI Rules, to invest in shares listed on the Saudi Stock Exchange.
	Foreign DPMs	Foreign resident investment account in which the manager (Authorized Person) makes the buy/sell decisions for its client without referring to the account owner (based on to the agreed terms between them).
	Strategic Partners	Foreign investors considered founders and partners of Saudi listed companies.

Highlights



Monthly Stock Market Ownership and Trading Activity Report


Highlights

The total value of shares traded for the month ending 31 January 2017 amounted to SAR 103.24 billion, decreasing by 10.20% over the previous month; while total stock market capitalization reached SAR 1,658.62 billion at the end of this period, decreasing by 1.39% over the previous month.

- ▶ The total value of shares purchased by “Saudi Investors” during this period amounted to SAR 98.43 billion representing 95.34% of total buying activity, and sales of SAR 98.91 billion representing 95.81% of total selling activity. Total ownership of “Saudi Investors” stood at 93.55% of total market capitalization as of 31 January 2017, representing an increase of 0.10% from the previous month.
- ▶ The total value of shares purchased by “GCC Investors” during this period amounted to SAR 1.86 billion representing 1.80% of total buying activity, and sales of SAR 1.51 billion representing 1.46% of total selling activity. Total ownership of “GCC Investors” stood at 2.31% of total market capitalization as of 31 January 2017, representing an increase of 0.04% from the previous month.
- ▶ The total value of shares purchased by “Foreign Investors” during this period amounted to SAR 2.96 billion representing 2.86% of total buying activity, and sales of SAR 2.82 billion representing 2.73% of total selling activity. Total ownership of “Foreign Investors” stood at 4.14% of total market capitalization as of 31 January 2017 , representing a decrease of 0.14% from the previous month.



Stock Market Value Traded Breakdown



Monthly Stock Market Ownership and Trading Activity Report

Value Traded (by Nationality and Investor Type)

Stock Market Traded Value Breakdown - By Nationality and Investor Type

Nationality	Investor Type	Buy		Sell		Net Value Traded	
		SAR	% of Total Buys	SAR	% of Total Sells	SAR (Buy - Sell)	Difference (% Buy - % Sell)
Saudi	Individuals:						
	Retail	51,125,961,035	49.52%	55,100,637,169	53.37%	-3,974,676,135	-3.85%
	HNWIs	30,557,428,186	29.60%	31,672,558,925	30.68%	-1,115,130,740	-1.08%
	IPIs	2,813,029,273	2.72%	4,215,950,600	4.08%	-1,402,921,328	-1.36%
	Individual DPMs	838,366,473	0.81%	878,104,140	0.85%	-39,737,667	-0.04%
	Sub Total (Individuals)	85,334,784,966	82.65%	91,867,250,835	88.98%	-6,532,465,870	-6.33%
	Institutions:						
	Corporates	6,453,656,882	6.25%	2,526,546,055	2.45%	3,927,110,826	3.80%
	Mutual Funds	4,694,210,884	4.55%	2,116,100,710	2.05%	2,578,110,174	2.50%
	GRE's	0	0.00%	435,434,452	0.42%	-435,434,452	-0.42%
	Institution DPMs	1,948,154,338	1.89%	1,968,642,230	1.91%	-20,487,892	-0.02%
	Sub Total (Institutions)	13,096,022,103	12.68%	7,046,723,448	6.83%	6,049,298,655	5.86%
Total Saudi Investors	98,430,807,069	95.34%	98,913,974,283	95.81%	-483,167,214	-0.47%	
GCC	Individuals	241,239,300	0.23%	241,878,598	0.23%	-639,298	0.00%
	Institutions	1,587,745,356	1.54%	1,235,672,497	1.20%	352,072,859	0.34%
	GCC DPMs	26,046,588	0.03%	29,782,751	0.03%	-3,736,162	0.00%
	Total GCC Investors	1,855,031,244	1.80%	1,507,333,845	1.46%	347,697,399	0.34%
Foreign	SWAP Holders	1,017,543,365	0.99%	966,651,827	0.94%	50,891,538	0.05%
	Foreign Residents	1,535,047,791	1.49%	1,585,098,701	1.54%	-50,050,910	-0.05%
	QFIs	234,389,746	0.23%	201,154,105	0.19%	33,235,641	0.03%
	Foreign DPMs	169,786,893	0.16%	68,393,347	0.07%	101,393,547	0.10%
	Strategic Partners	0	0.00%	0	0.00%	0	0.00%
	Total Foreign Investors	2,956,767,795	2.86%	2,821,297,980	2.73%	135,469,816	0.13%
Grand Total		103,242,606,108	100.00%	103,242,606,108	100.00%		

Monthly Stock Market Ownership and Trading Activity Report

Value Traded (by Investor Classification)

Stock Market Traded Value Breakdown - By Investor Classification

Investor Classification	Buy		Sell		Net Value Traded	
	SAR	% of Total Buys	SAR	% of Total Sells	SAR (Buy - Sell)	Difference (% Buy - % Sell)
Institutional	19,782,929,798	19.16%	14,642,432,715	14.18%	5,140,497,083	4.98%
Non-Institutional	83,459,676,311	80.84%	88,600,173,394	85.82%	-5,140,497,083	-4.98%
Grand Total	103,242,606,108	100.00%	103,242,606,108	100.00%		

Definitions


Institutional:

Refers to investors with institutional behavior including GREs, Saudi Corporates, Saudi Mutual Funds, Saudi and Non-Saudi DPMs, Saudi Individual Professional Investors (IPI), SWAP Holders, Foreign Strategic Partners and Qualified Foreign Investors (QFI).

Non Institutional:

Refers to investors with non-institutional behavior including Saudi Retail Investors, Saudi High Net Worth Investors (HNWI), GCC Individuals and Foreign Residents.

Stock Market Ownership Breakdown



Monthly Stock Market Ownership and Trading Activity Report

Ownership Value (by Nationality and Investor Type)

Stock Market Ownership Breakdown - By Nationality and Investor Type

Nationality	Investor Type	As of 29 December 2016		As of 31 January 2017		Monthly Change	
		Holding Value (SAR)	Ownership (%)	Holding Value (SAR)	Ownership (%)	Δ Holding Value (SAR)	Δ Ownership (%)
Saudi	Individuals:						
	Retail	76,220,847,910	4.53%	76,191,158,074	4.59%	-29,689,837	0.06%
	HNWIs	136,426,248,691	8.11%	133,669,609,935	8.06%	-2,756,638,756	-0.05%
	IPIs	265,231,315,838	15.77%	258,469,667,168	15.58%	-6,761,648,670	-0.19%
	Individual DPMs	4,686,800,273	0.28%	5,327,958,811	0.32%	641,158,538	0.04%
	Sub Total (Individuals)	482,565,212,712	28.69%	473,658,393,987	28.56%	-8,906,818,725	-0.13%
	Institutions:						
	Corporates	291,523,004,829	17.33%	286,603,647,599	17.28%	-4,919,357,231	-0.05%
	Mutual Funds	88,174,995,415	5.24%	90,377,974,707	5.45%	2,202,979,292	0.21%
	GRE's	662,662,628,769	39.40%	654,406,836,893	39.45%	-8,255,791,876	0.06%
	Institution DPMs	46,858,793,203	2.79%	46,642,155,190	2.81%	-216,638,012	0.03%
	Sub Total (Institutions)	1,089,219,422,216	64.76%	1,078,030,614,390	65.00%	-11,188,807,826	0.24%
Total Saudi Investors	1,571,784,634,927	93.45%	1,551,689,008,376	93.55%	-20,095,626,551	0.10%	
GCC	Individuals	2,973,645,002	0.18%	2,958,280,271	0.18%	-15,364,731	0.00%
	Institutions	34,431,932,056	2.05%	34,750,841,046	2.10%	318,908,991	0.05%
	GCC DPMs	713,992,684	0.04%	555,624,467	0.03%	-158,368,217	-0.01%
	Total GCC Investors	38,119,569,742	2.27%	38,264,745,785	2.31%	145,176,043	0.04%
Foreign	SWAP Holders	15,256,538,783	0.91%	13,496,898,643	0.81%	-1,759,640,140	-0.09%
	Foreign Residents	4,586,592,885	0.27%	4,439,536,476	0.27%	-147,056,409	-0.01%
	QFIs	1,976,896,597	0.12%	1,975,186,104	0.12%	-1,710,494	0.00%
	Foreign DPMs	6,577,781	0.00%	1,794,802,113	0.11%	1,788,224,331	0.11%
	Strategic Partners	50,218,740,951	2.99%	46,956,454,439	2.83%	-3,262,286,512	-0.15%
	Total Foreign Investors	72,045,346,996	4.28%	68,662,877,774	4.14%	-3,382,469,223	-0.14%
Grand Total		1,681,949,551,666	100.00%	1,658,616,631,935	100.00%	-23,332,919,731	

Monthly Stock Market Ownership and Trading Activity Report

Ownership Value (by Investor Classification)

Stock Market Ownership Breakdown - By Investor Classification						
Investor Classification	As of 29 December 2016		As of 31 January 2017		Monthly Change	
	Holding Value (SAR)	Ownership (%)	Holding Value (SAR)	Ownership (%)	Δ Holding Value (SAR)	Δ Ownership (%)
Institutional	1,461,742,217,178	86.91%	1,441,358,047,179	86.90%	-20,384,169,998	-0.01%
Non-Institutional	220,207,334,488	13.09%	217,258,584,755	13.10%	-2,948,749,732	0.01%
Grand Total	1,681,949,551,666	100.00%	1,658,616,631,935	100.00%	-23,332,919,731	

Definitions

Institutional:

Refers to investors with institutional behavior including GREs, Saudi Corporates, Saudi Mutual Funds, Saudi and Non-Saudi DPMs, Saudi Individual Professional Investors (IPI), SWAP Holders, Foreign Strategic Partners and Qualified Foreign Investors (QFI).

Non Institutional:

Refers to investors with non-institutional behavior including Saudi Retail Investors, Saudi High Net Worth Investors (HNWI), GCC Individuals and Foreign Residents.

السوق المالية السعودية
Saudi Stock Exchange

تداول
Tadawul

Thank you

