


Weekly Stock Market Ownership and Trading Activity Report

Market Reports

Week Ending 25 August 2016



Definitions




Weekly Stock Market Ownership and Trading Activity Report

Definitions

Nationality	Investor Type	Description
Saudi	Individuals	Saudi Individuals have been classified under 4 categories as defined below:
	- Retail	Retail investors are Saudi individuals , excluding IPIs (see below) and HNWIs.
	- High Net Worth Investors (HNWIs)	HNWIs are Saudi individuals who have had an average portfolio size of SAR 1m (and above) for the preceding 12 months, excluding IPIs (see below).
	- Individual Professional Investors (IPIs)	IPIs are Saudi individuals who have had an average portfolio size of SAR 50m (and above) for the preceding 12 months and a portfolio turnover ratio of not more than 4 times annually.
	- Individual DPMs	Saudi individual investment account in which the manager (Authorized Person) makes the buy/sell decisions for its client without referring to the account owner (based on to the agreed terms between them).
	Institutions	Saudi Institutions have been classified under 4 categories as defined below:
	- Corporates	Saudi company with a commercial registration permitting its investment in the stock market .
	- Mutual Funds	A mutual fund managed by an Authorized Person and licensed by the CMA.
	- Government Related Entities (GREs)	A Government entity or a supranational authority recognized by the CMA.
- Institutional DPMs	Saudi institutional investment account in which the manager (Authorized Person) makes the buy/sell decisions for its client without referring to the account owner (based on to the agreed terms between them).	
GCC	Individuals	GCC natural person
	Institutions	GCC legal person with a commercial registration certificate (corporate or mutual fund), in addition to GCC government entities.
	GCC DPMs	GCC investment account (institutional or individual) in which the manager (Authorized Person) makes the buy/sell decisions for its client without referring to the account owner (based on to the agreed terms between them).
Foreign	SWAP Holders	Authorized Person with the permission to enter into SWAP agreements to transfer the economic benefits of its ownership of shares in Saudi companies listed on the Saudi Stock Exchange to its non-resident foreign clients.
	Foreign Residents	Foreign investors domiciled in the Kingdom with a valid residency permit (Iqama) (excluding GCC nationals).
	QFIs	Qualified Foreign Institutional investors registered with the CMA in accordance with the QFI Rules, to invest in shares listed on the Saudi Stock Exchange.
	Foreign DPMs	Foreign resident investment account in which the manager (Authorized Person) makes the buy/sell decisions for its client without referring to the account owner (based on to the agreed terms between them).
	Strategic Partners	Foreign investors considered founders and partners of Saudi listed companies.

Highlights



Weekly Stock Market Ownership and Trading Activity Report

Highlights


The total value of shares traded for the week ending 25 August 2016 amounted to SAR 13.30 billion, decreasing by 11.62% over the previous week; while total stock market capitalization reached SAR 1,397.59* billion at the end of this period, decreasing by 3.25% over the previous week.

- The total value of shares purchased by “Saudi Investors” during this period amounted to SAR 12.38 billion representing 93.07% of total buying activity, and sales of SAR 12.29 billion representing 92.35% of total selling activity. Total ownership of “Saudi Investors” stood at 93.53% of total market capitalization as of 25 August 2016, representing an increase of 0.08% from the previous week.
- The total value of shares purchased by “GCC Investors” during this period amounted to SAR 0.395 billion representing 2.97% of total buying activity, and sales of SAR 0.386 billion representing 2.90% of total selling activity. Total ownership of “GCC Investors” stood at 2.44% of total market capitalization as of 25 August 2016, representing a decrease of 0.03% from the previous week.
- The total value of shares purchased by “Foreign Investors” during this period amounted to SAR 0.526 billion representing 3.96% of total buying activity, and sales of SAR 0.631 billion representing 4.75% of total selling activity. Total ownership of “Foreign Investors” stood at 4.02% of total market capitalization as of 25 August 2016, representing a decrease of 0.04% from the previous week.



* Non Deposited Tradable Rights amount of 235,200,000 SAR was not reflected as on 25 August holding value.

Stock Market Value Traded Breakdown



Weekly Stock Market Ownership and Trading Activity Report

Value Traded (by Nationality and Investor Type)

Stock Market Traded Value Breakdown - By Nationality and Investor Type

Nationality	Investor Type	Buy		Sell		Net Value Traded		
		SAR	% of Total Buys	SAR	% of Total Sells	SAR (Buy - Sell)	Difference (% Buy - % Sell)	
Saudi	Individuals:							
	Retail	4,976,545,867	37.41%	6,380,417,081	47.97%	-1,403,871,214	-10.55%	
	HNWIs	4,172,301,970	31.37%	3,938,934,789	29.61%	233,367,180	1.75%	
	IPs	291,545,377	2.19%	323,155,191	2.43%	-31,609,814	-0.24%	
	Individual DPMs	215,290,587	1.62%	93,842,922	0.71%	121,447,665	0.91%	
	Sub Total (Individuals)	9,655,683,800	72.59%	10,736,349,982	80.71%	-1,080,666,182	-8.12%	
	Institutions:							
	Corporates	1,536,395,855	11.55%	226,127,645	1.70%	1,310,268,211	9.85%	
	Mutual Funds	615,849,305	4.63%	538,446,253	4.05%	77,403,052	0.58%	
	GRE's	32,029,018	0.24%	570,174,819	4.29%	-538,145,801	-4.05%	
	Institution DPMs	540,767,544	4.07%	214,064,912	1.61%	326,702,632	2.46%	
	Sub Total (Institutions)	2,725,041,721	20.49%	1,548,813,628	11.64%	1,176,228,093	8.84%	
	Total Saudi Investors	12,380,725,522	93.07%	12,285,163,611	92.35%	95,561,911	0.72%	
GCC	Individuals	78,895,018	0.59%	52,340,180	0.39%	26,554,838	0.20%	
	Institutions	314,472,561	2.36%	333,173,304	2.50%	-18,700,743	-0.14%	
	GCC DPMs	1,828,173	0.01%	5,914	0.00%	1,822,260	0.01%	
	Total GCC Investors	395,195,753	2.97%	385,519,398	2.90%	9,676,354	0.07%	
Foreign	SWAP Holders	335,341,050	2.52%	408,908,254	3.07%	-73,567,205	-0.55%	
	Foreign Residents	180,703,345	1.36%	206,055,197	1.55%	-25,351,853	-0.19%	
	QFIs	10,156,868	0.08%	16,476,076	0.12%	-6,319,209	-0.05%	
	Foreign DPMs	0	0.00%	0	0.00%	0	0.00%	
	Strategic Partners	0	0.00%	0	0.00%	0	0.00%	
	Total Foreign Investors	526,201,262	3.96%	631,439,528	4.75%	-105,238,266	-0.79%	
Grand Total		13,302,122,537	100.00%	13,302,122,537	100.00%			

Weekly Stock Market Ownership and Trading Activity Report

Value Traded (by Investor Classification)

Stock Market Traded Value Breakdown - By Investor Classification						
Investor Classification	Buy		Sell		Net Value Traded	
	SAR	% of Total Buys	SAR	% of Total Sells	SAR Millions (Buy - Sell)	Difference (% Buy - % Sell)
Institutional	3,893,676,337	29.27%	2,724,375,289	20.48%	1,169,301,048	8.79%
Non-Institutional	9,408,446,200	70.73%	10,577,747,248	79.52%	-1,169,301,048	-8.79%
Grand Total	13,302,122,537	100.00%	13,302,122,537	100.00%		

Definitions


Institutional:

Refers to investors with institutional behavior including GREs, Saudi Corporates, Saudi Mutual Funds, Saudi and Non-Saudi DPMs, Saudi Individual Professional Investors (IPI), SWAP Holders, Foreign Strategic Partners and Qualified Foreign Investors (QFI).

Non Institutional:

Refers to investors with non-institutional behavior including Saudi Retail Investors, Saudi High Net Worth Investors (HNWI), GCC Individuals and Foreign Residents.

Stock Market Ownership Breakdown



Weekly Stock Market Ownership and Trading Activity Report

Ownership Value (by Nationality and Investor Type)

Stock Market Ownership Breakdown - By Nationality and Investor Type

Nationality	Investor Type	As of 18 August 2016		As of 25 August 2016*		Weekly Change	
		Holding Value (SAR)	Ownership (%)	Holding Value (SAR)	Ownership (%)	Δ Holding Value (SAR)	Δ Ownership (%)
Saudi	Individuals:						
	Retail	70,943,464,581	4.91%	67,927,592,109	4.86%	-3,015,872,471	-0.05%
	HNWIs	125,006,380,811	8.65%	119,952,045,019	8.58%	-5,054,335,791	-0.07%
	IPIs	240,496,100,764	16.65%	232,103,991,011	16.61%	-8,392,109,752	-0.04%
	Individual DPMs	4,165,351,613	0.29%	4,054,567,515	0.29%	-110,784,098	0.00%
	Sub Total (Individuals)	440,611,297,768	30.50%	424,038,195,655	30.34%	-16,573,102,113	-0.16%
	Institutions:						
	Corporates	256,259,139,732	17.74%	246,042,406,087	17.60%	-10,216,733,645	-0.14%
	Mutual Funds	44,492,053,969	3.08%	42,367,605,560	3.03%	-2,124,448,408	-0.05%
	GRE's	568,515,405,812	39.36%	555,592,096,221	39.75%	-12,923,309,591	0.40%
	Institution DPMs	40,117,506,488	2.78%	39,179,743,412	2.80%	-937,763,076	0.03%
	Sub Total (Institutions)	909,384,106,000	62.96%	883,181,851,279	63.19%	-26,202,254,721	0.24%
Total Saudi Investors	1,349,995,403,769	93.46%	1,307,220,046,934	93.53%	-42,775,356,834	0.08%	
GCC	Individuals	2,736,341,538	0.19%	2,659,711,409	0.19%	-76,630,128	0.00%
	Institutions	32,398,342,690	2.24%	30,871,413,246	2.21%	-1,526,929,445	-0.03%
	GCC DPMs	618,087,460	0.04%	596,003,512	0.04%	-22,083,949	0.00%
	Total GCC Investors	35,752,771,688	2.48%	34,127,128,167	2.44%	-1,625,643,522	-0.03%
Foreign	SWAP Holders	13,458,777,828	0.93%	12,884,353,977	0.92%	-574,423,851	-0.01%
	Foreign Residents	4,144,424,173	0.29%	3,971,365,502	0.28%	-173,058,671	0.00%
	QFIs	1,336,008,479	0.09%	1,284,938,541	0.09%	-51,069,938	0.00%
	Foreign DPMs	11,112,106	0.00%	10,754,825	0.00%	-357,280	0.00%
	Strategic Partners	39,796,614,643	2.76%	38,089,371,686	2.73%	-1,707,242,957	-0.03%
	Total Foreign Investors	58,746,937,229	4.07%	56,240,784,531	4.02%	-2,506,152,698	-0.04%
Grand Total		1,444,495,112,686	100.00%	1,397,587,959,632	100.00%	-46,907,153,054	

* Non Deposited Tradable Rights amount of 235,200,000 SAR was not reflected as on 25 August holding value.

Weekly Stock Market Ownership and Trading Activity Report

Ownership Value (by Investor Classification)

Stock Market Ownership Breakdown - By Investor Classification

Investor Classification	As of 18 August 2016		As of 25 August 2016*		Weekly Change	
	Holding Value (SAR)	Ownership (%)	Holding Value (SAR)	Ownership (%)	Δ Holding Value (SAR)	Δ Ownership (%)
Institutional	1,241,664,501,584	85.96%	1,203,077,245,592	86.08%	-38,587,255,992	0.12%
Non-Institutional	202,830,611,102	14.04%	194,510,714,040	13.92%	-8,319,897,062	-0.12%
Grand Total	1,444,495,112,686	100.00%	1,397,587,959,632	100.00%	-46,907,153,054	

Definitions

Institutional:

Refers to investors with institutional behavior including GREs, Saudi Corporates, Saudi Mutual Funds, Saudi and Non-Saudi DPMs, Saudi Individual Professional Investors (IPI), SWAP Holders, Foreign Strategic Partners and Qualified Foreign Investors (QFI).

Non Institutional:

Refers to investors with non-institutional behavior including Saudi Retail Investors, Saudi High Net Worth Investors (HNWI), GCC Individuals and Foreign Residents.

السوق المالية السعودية
Saudi Stock Exchange

تداول
Tadawul

Thank you

